

Robust Interior Point Method for Quantum Key Distribution Rate Computation

Hao Hu^{*} Jiyoung Im[†] Jie Lin[‡] Norbert Lütkenhaus[§]
Henry Wolkowicz[¶]

Friday 9th April, 2021

Abstract

Security proof methods for quantum key distribution, **QKD**, that are based on the numerical key rate calculation problem, are powerful in principle. However, the practicality of the methods are limited by computational resources and the efficiency and accuracy of the underlying algorithms for convex optimization. We derive a stable reformulation of the convex nonlinear semidefinite programming, **SDP**, model for the key rate calculation problems. We use this to develop an efficient, accurate algorithm. The reformulation is based on novel forms of facial reduction, **FR**, for both the linear constraints and nonlinear relative entropy objective function. This allows for a Gauss-Newton type interior-point approach that avoids the need for perturbations to obtain strict feasibility, a technique currently used in the literature. The result is high accuracy solutions with theoretically proven lower bounds for the original **QKD** from the **FR** stable reformulation. This provides novel contributions for **FR** for general **SDP**.

We report on empirical results that dramatically improve on speed and accuracy, as well as solving previously intractable problems.

Keywords: Key rate optimization, **QKD**, quantum key distribution, Semidefinite programming, **SDP**, Gauss-Newton, **GN**, search direction.

AMS subject classifications: 81P17, 81P45, 81P94, 90C22, 90C25, 90C30, 90C59, 94A60.

Contents

| | | |
|----------|--------------------------|----------|
| 1 | Introduction | 3 |
| 1.1 | Outline and Main Results | 5 |

^{*}Department of Combinatorics and Optimization, Faculty of Mathematics, University of Waterloo, Waterloo, Ontario, Canada N2L 3G1.

[†]Department of Combinatorics and Optimization, Faculty of Mathematics, University of Waterloo, Waterloo, Ontario, Canada N2L 3G1.

[‡]Institute for Quantum Computing and Department of Physics and Astronomy, University of Waterloo, Waterloo, Ontario, Canada N2L 3G1

[§]Institute for Quantum Computing and Department of Physics and Astronomy, University of Waterloo, Waterloo, Ontario, Canada N2L 3G1

[¶]Department of Combinatorics and Optimization, Faculty of Mathematics, University of Waterloo, Waterloo, Ontario, Canada N2L 3G1; www.math.uwaterloo.ca/~hwolkowi.

| | | |
|----------|--|-----------|
| 2 | Preliminaries | 6 |
| 2.1 | Notations | 7 |
| 2.2 | Real Inner Product Space $\mathbb{C}^{n \times n}$ | 7 |
| 2.3 | Linear Transformations and Adjoints | 7 |
| 2.3.1 | Adjoints for Matrix Multiplication | 8 |
| 2.4 | Cones, Faces, and Facial Reduction, FR | 9 |
| 3 | Problem Formulations and Facial Reduction | 10 |
| 3.1 | Properties of Objective Function and Mappings \mathcal{G}, \mathcal{Z} | 10 |
| 3.2 | Derivatives for Quantum Relative Entropy under Positive Definite Assumptions . | 11 |
| 3.3 | Reformulation via Facial Reduction (FR) | 12 |
| 3.3.1 | Partial FR on the Reduced Density Operator Constraint | 12 |
| 3.3.2 | FR on the Constraints Originating from \mathcal{G}, \mathcal{Z} | 13 |
| 3.3.3 | Reduction on the Constraints | 15 |
| 3.4 | Final Model for (QKD) and Derivatives | 16 |
| 4 | Optimality Conditions, Bounding, GN Interior Point Method | 17 |
| 4.1 | Optimality Conditions and Duality | 17 |
| 4.1.1 | Perturbed Optimality Conditions | 18 |
| 4.2 | Gauss-Newton Search Direction | 19 |
| 4.3 | Projected Gauss-Newton Directions | 20 |
| 4.3.1 | First Projected Gauss-Newton Direction | 20 |
| 4.3.2 | Second Projected Gauss-Newton Direction | 20 |
| 4.4 | Projected Gauss-Newton Primal-Dual Interior Point Algorithm | 22 |
| 4.5 | Implementation Heuristics | 22 |
| 4.5.1 | Stopping Criteria | 23 |
| 4.5.2 | GN Direction using Sparse Nullspace Representation | 23 |
| 4.5.3 | Preconditioning | 24 |
| 4.5.4 | Step Lengths | 24 |
| 4.6 | Dual and Bounding | 24 |
| 4.6.1 | Upper Bounds | 24 |
| 4.6.2 | Lower Bounds for FR Problem | 25 |
| 4.6.3 | Lower Bounds for the Original Problem | 26 |
| 5 | Numerical Testing | 27 |
| 5.1 | Comparison between the Algorithmic Lower Bound and the Theoretical Key Rate | 27 |
| 5.2 | Solving Numerically Challenging Instances | 27 |
| 5.3 | Comparative Performance | 29 |
| 6 | Conclusion | 30 |
| 6.1 | Summary | 30 |
| 6.2 | Future Plans | 31 |
| | Acknowledgements | 31 |
| A | Proofs | 32 |
| A.1 | Lemma 2.1 | 32 |
| A.2 | Lemma 2.2 | 33 |
| A.3 | Proposition 3.3 | 33 |
| A.4 | Lemma 3.4 | 34 |

| | | |
|----------|---|-----------|
| A.5 | Lemma 3.6 | 35 |
| A.6 | Theorem 3.8 | 35 |
| B | Implementation Details | 36 |
| B.1 | Evaluation of Objective Function | 36 |
| B.2 | Matrix Representations of Derivatives | 36 |
| B.3 | Matrix Representation of the Second Projected Gauss-Newton System | 37 |
| C | Descriptions and Further Numerics of the Protocols | 38 |
| C.1 | Entanglement-Based BB84 | 38 |
| C.2 | Prepare-and-Measure BB84 | 38 |
| C.3 | Measurement-Device-Independent BB84 | 39 |
| C.4 | Twin-Field QKD | 39 |
| C.5 | Discrete-Modulated Continuous-Variable QKD | 40 |
| C.6 | Discrete-Phase-Randomized BB84 | 40 |
| C.7 | Additional Numerical Report | 40 |
| | Index | 43 |
| | Bibliography | 45 |

List of Tables

| | | |
|-----|--|----|
| 5.1 | Numerical Report from Three Algorithms | 29 |
| C.1 | Numerical Report for ebBB84 Instances | 41 |
| C.2 | Numerical Report for pmBB84 Instances | 41 |
| C.3 | Numerical Report for mdiBB84 Instances | 41 |
| C.4 | Numerical Report for TFQKD Instances | 41 |
| C.5 | Numerical Report for DMCV Instances | 42 |
| C.6 | Numerical Report for dprBB84 Instances | 42 |

List of Figures

| | | |
|-----|---|----|
| 5.1 | Comparisons of key rate for measurement-device-independent BB84 (Appendix C.3) between our Gauss-Newton method and the known analytical key rate. | 28 |
| 5.2 | Comparison of key rate for discrete-modulated continuous-variable QKD (Appendix C.5) among our Gauss-Newton method, the Frank-Wolfe method and analytical key rate for the noise $\xi = 0$ case. | 28 |
| 5.3 | Key rate for discrete-phase-randomized BB84 (Appendix C.6) with the number of discrete global phases $c = 5$. In this plot, the coherent state amplitude is optimized for each distance by a simple coarse-grained search over the parameter regime. | 29 |

1 Introduction

We derive a stable reformulation of the convex semidefinite programming, **SDP**, model for the key rate calculation for quantum key distribution, **QKD**, problems. We use this to derive efficient, accurate, algorithms for the problem, in particular, for finding provable lower bounds for the problem. The reformulation is based on a novel facial reduction, **FR**, approach. We exploit the

Kronecker structure and do **FR** first for the linear constraints to guarantee a positive definite, strictly feasible solution. Second we exploit the properties of the completely positive maps and do **FR** on the nonlinear, quantum relative entropy objective function, to guarantee positive definiteness of its arguments. This allows for a Gauss-Newton type interior-point approach that avoids the need for perturbations to obtain positive definiteness, a technique currently used in the literature. The result is high accuracy solutions with provable lower (and upper) bounds for the convex minimization problem. We note that the convex minimization problem is designed to provide a *lower bound* for the key rate.

Quantum key distribution, QKD [25,30], is the art of distributing a secret key between two honest parties, traditionally known as Alice and Bob. A secret key rate¹ calculation is at the core of a security proof for any **QKD** protocol. It has been formulated as a convex optimization problem for both asymptotic [7,29] and finite-size regimes [16]. We note that finite-size key rate problems involve a variation of the asymptotic key rate formulation. In this paper we consider the specific problem setup for the asymptotic key rate calculation [29]:

$$\begin{aligned} \min_{\rho} \quad & D(\mathcal{G}(\rho) \parallel \mathcal{Z}(\mathcal{G}(\rho))) \\ \text{s.t.} \quad & \Gamma(\rho) = \gamma, \\ & \rho \succeq 0. \end{aligned} \tag{1.1}$$

Here: the objective function $D(\delta \parallel \sigma) = f(\delta, \sigma) = \text{Tr}(\delta(\log \delta - \log \sigma))$ is the quantum relative entropy; $\Gamma : \mathbb{H}^n \rightarrow \mathbb{R}^m$ is a linear map defined by $\Gamma(\rho) = (\text{Tr}(\Gamma_i \rho))$; \mathbb{H}^n is the linear space of Hermitian matrices over the reals; and $\gamma \in \mathbb{R}^m$. In this problem, $\{\Gamma_i\}$ is a set of Hermitian matrices corresponding to physical observables. The data pairs Γ_i, γ_i are known observation statistics that include the $\text{Tr}(\rho) = 1$ constraint. The maps \mathcal{G} and \mathcal{Z} are linear, completely positive maps that are specified according to the description of a **QKD** protocol. In general, \mathcal{G} is trace-non-increasing, while \mathcal{Z} is trace-preserving and its Kraus operators are a resolution of identity. The maps are usually represented via the so-called operator-sum (or Kraus operator) representation. (More details on these representation are given below as needed; see also Definition 3.1.)

Without loss of generality we can assume that the feasible set, a spectrahedron, is nonempty. This is because our problem is related to a physical scenario, and we can trivially set the key rate to be zero when the feasible set is empty. Note that the Hermitian (positive semidefinite, density) matrix ρ is the only variable in the above (1.1) optimization problem. Motivated by the fact that the mappings $\mathcal{G}, \mathcal{Z} \circ \mathcal{G}$ are positive semidefinite preserving but possibly not positive definite preserving, we rewrite (1.1) as follows:²

$$\begin{aligned} \min_{\rho, \sigma, \delta} \quad & \text{Tr}(\delta(\log \delta - \log \sigma)) \\ \text{s.t.} \quad & \Gamma(\rho) = \gamma \\ & \sigma = \mathcal{Z}(\delta) \\ & \delta = \mathcal{G}(\rho) \\ & \rho, \sigma, \delta \succeq 0. \end{aligned} \tag{1.2}$$

The asymptotic key rate is obtained by getting a reliable lower bound of this problem and then removing the cost of error correction. The latter is determined experimentally or directly estimated from the observation statistics. In principle, any (device-dependent) **QKD** protocol can be analyzed in this framework given in (1.2). This includes measurement-device-independent, and both discrete-variable and continuous-variable protocols. This is typically done after introducing suitable tools to reduce dimension, e.g., the squashing models [31], or the dimension

¹the number of bits of secret key obtained per exchange of quantum signal

²This allows us to regularize below using facial reduction, **FR**.

reduction method [27]. In reality, the success of this security proof method is often limited by computational resources, as well as the efficiency and accuracy of underlying algorithms.

The work in [29] provides a reliable framework to compute the key rate using a two-step routine. In the first step, one tries to efficiently find a near optimal, feasible point, of the optimization problem (1.1). In the second step, one then obtains a reliable lower bound from this feasible point by a linearization and duality argument. In terms of numerical computation, the bottleneck of this approach for large-size **QKD** problems comes from the first step, as it involves semidefinite optimization with a nonlinear objective function. In particular, the work in [29] proposes an algorithm based on the Frank-Wolfe method to solve the first step. However this can converge slowly in practice. We note that Faybusovich and Zhou [14] also attempted to provide a more efficient algorithm based on the long-step path-following interior-point method for **QKD** key rate calculation problem. However, their discussions were restricted to real symmetric matrices, while for **QKD** key rate calculation, it is important to handle Hermitian matrices. Although it might be possible to extend the algorithm in [14] to deal with Hermitian matrices, currently the extension was not done and thus, we cannot directly compare our algorithms with theirs. In addition, the problem formulation used in [14] does not guarantee positive definiteness of the matrices involved in the objective function. Therefore, they perturb the solution by adding a small identity matrix. This perturbation is not required in our new method in this paper due to the regularization using facial reduction, **FR**.

Due to the structure of the linear mapping \mathcal{G} , the matrix δ is often singular in (1.2). Therefore strict feasibility fails in (1.2). This indicates that the objective function, the *relative entropy function* is evaluated on singular matrices in both (1.1) and (1.2), creating theoretical and numerical difficulties. In fact, the domain of the problem that guarantees finiteness for the objective function, requires restrictions on the ranges of the linear mappings. By moving back and forth between equivalent formulations of the types in (1.1) and (1.2), we derive a regularized model that simplifies type (1.1), and where positive definiteness is preserved. In particular, the regularization allows for an efficient interior point method even though the objective function is not differentiable on the boundary of the semidefinite cone. This allows for efficient algorithmic developments. In addition, this enables us to accurately solve previously intractable problems.

1.1 Outline and Main Results

In Section 2 we present the preliminary notations and convex analysis tools that we need. In particular, we include details about the linear maps and adjoints and basic *facial reduction*, **FR**, needed for our algorithms; see Sections 2.3 and 2.4.

The details and need for facial reduction, **FR**, is discussed in Section 3. This is due to the loss of strict feasibility for the linear constraints for some classes of instances, as well as the loss of rank in the linear map \mathcal{G} in the nonlinear objective function. The **FR** guarantees that the objective function f is well defined for all positive definite density matrices. Therefore, the domain of f is not implicitly defined by conditions that guarantee finiteness in (1.1). Equivalently, we have that strict feasibility holds in (1.2). A partial **FR** is based on singularity sometimes encountered from the *reduced density operator constraint*, Section 3.3.1. A second type of **FR** is done on the completely positive mappings of the objective function, Section 3.3.2. Both of these are based on spectral decompositions and rotations and are therefore very accurate. The result is a much simplified problem (3.22) where strict feasibility holds and the objective function arguments preserve positive definiteness. In addition, we discuss the differentiability, both first and second order, in Corollary 3.7.

In Section 4 we begin with the optimality conditions and a projected Gauss-Newton, **GN**, interior point method. This uses the modified objective function that is well defined for positive

definite density matrices, $\rho \succ 0$. We use the *stable GN* search direction for the primal-dual interior-point, **p-d i-p**, method. This avoids unstable backsolve steps for the search direction. We also use a sparse preserving nullspace representation for the primal feasibility in Section 4.5.2. This provides for exact primal feasibility steps during the algorithm. Optimal diagonal precondition for the linear system is presented in Section 4.5.3.

Our upper and lower bounding techniques are give in Section 4.6. In particular, we provide novel theoretical based lower bounding techniques for the **FR** and original problem in Corollaries 4.7 and 4.9, respectively.³

Applications to the security analysis of some selected **QKD** protocols are given in Section 5. This includes comparisons with other codes as well as solutions of problems that could not be solved previously. We include the lower bounds and illustrate its strength by including the relative gaps between lower and upper bounds; and we compare with the abalytical optimal values when it is possible to do so.

We provide concluding remarks in Section 6. Technical proofs, further references and results, appear in Appendices A and B. The details for six protocol examples used in our tests are given in Appendix C.

2 Preliminaries

We now present the notations and convex analysis background.

The asymptotic key rate R^∞ is given by the Devetak-Winter formula [11] that can be written in the following form [29]:

$$R^\infty = \min_{\rho} D(\mathcal{G}(\rho) \| \mathcal{Z}(\mathcal{G}(\rho))) - p_{\text{pass}} \delta_{EC}, \quad (2.1)$$

where the first term is the quantum relative entropy function from (1.1), p_{pass} is the probability that a given signal is used for the key generation rounds, and δ_{EC} is the cost of error correction per round. The last two parameters are directly determined by observed data. Thus, the essential part of the quantum key distribution rate computation is to solve the following nonlinear convex semidefinite program as in (1.1):

$$\min\{f(\rho) : \Gamma(\rho) = \gamma, \rho \succeq 0\}, \quad (2.2)$$

where the objective function f is the quantum relative entropy function as shown in (2.1), and the constraint set is a spectrahedron, i.e., the intersection of an affine manifold and the positive semidefinite cone. The affine manifold is defined using the linear map for the linear equality constraints in (2.2):

$$\Gamma(\rho) = (\text{Tr}(\Gamma_i \rho)), i = 1, \dots, m, \quad \Gamma : \mathbb{H}^n \rightarrow \mathbb{R}^m.$$

These are divided into two sets: the observational and reduced density operator constraint sets, i.e., $S_R \cap S_O$.

The set of *state* ρ satisfying the *observational constraints* is given by

$$S_O = \{\rho \succeq 0 : \langle P_s^A \otimes P_t^B, \rho \rangle = p_{st}, \forall st\}, \quad (2.3)$$

where we let n_A, n_B be the sizes $P_s^A \in \mathbb{H}^{n_A}, P_t^B \in \mathbb{H}^{n_B}$, respectively; and we denote the *Kronecker product*, \otimes . We set $n = n_A n_B$ which is the size of ρ .

³This appears to be a novel contribution for general nonlinear convex **SDP** optimization.

The set of state ρ satisfying the constraints with respect to the *reduced density operator*, ρ_A , is

$$\begin{aligned} S_R &= \{\rho \succeq 0 : \text{Tr}_B(\rho) = \rho_A\} \\ &= \{\rho \succeq 0 : \langle \Theta_j \otimes \mathbb{1}_B, \rho \rangle = \theta_j, \forall j = 1, \dots, m_R\}, \end{aligned} \quad (2.4)$$

where $\theta_j = \langle \Theta_j, \rho_A \rangle$ and $\{\Theta_j\}$ forms an orthonormal basis for the real vector space of Hermitian matrices on system A. This implicitly defines the linear map and constraint in $\text{Tr}_B(\rho) = \rho_A$. Here we denote the identity matrix $\mathbb{1}_B \in \mathbb{H}^{n_B}$.

Here, we may assume that $\Gamma_1 = I$ and $\gamma_1 = 1$ to guarantee that we restrict our variables to *density matrices*, i.e., semidefinite and unit trace. (See [22, Theorem 2.5].)

We now continue with the terminology and preliminary background for the paper.

2.1 Notations

We use $\mathbb{C}^{n \times n}$ to denote the space of n -by- n complex matrices, and \mathbb{H}^n to denote the *subset* of n -by- n Hermitian matrices; we use \mathbb{H} when the dimension is clear. We use \mathbb{S}^n, \mathbb{S} for the subspaces of \mathbb{H}^n of real symmetric matrices. Given a matrix $X \in \mathbb{C}^{n \times n}$, we use $\Re(X)$ and $\Im(X)$ to denote the real and the imaginary parts of X , respectively. We use $\mathbb{H}_+^n, \mathbb{S}_+^n$ ($\mathbb{H}_{++}^n, \mathbb{S}_{++}^n$, resp) to denote the positive semidefinite cone (the positive definite cone, resp); and again we leave out the dimension when it is clear. We use the partial order notations $X \succeq 0, X \succ 0$ for semidefinite and definite, respectively. We let \mathbb{R}^n denote the usual vector space of real n -coordinates; $\mathcal{P}_C(X)$ denotes the projection of X onto the closed convex set C . For a matrix X , we use $\text{range}(X)$ and $\text{null}(X)$ to denote the *range* and the *nullspace* of X , respectively. We let $\text{BlkDiag}(A_1, A_2, \dots, A_k)$ denote the block diagonal matrix with diagonal blocks A_i .

2.2 Real Inner Product Space $\mathbb{C}^{n \times n}$

In general, \mathbb{H}^n is not a subspace of $\mathbb{C}^{n \times n}$ unless we treat both as vector spaces over \mathbb{R} . To do this we define a *real inner product in $\mathbb{C}^{n \times n}$* that takes the standard inner products of the real and imaginary parts:

$$\begin{aligned} \langle Y, X \rangle &= \langle \Re(Y), \Re(X) \rangle + \langle \Im(Y), \Im(X) \rangle \\ &= \text{Tr}(\Re(Y)^T \Re(X)) + \text{Tr}(\Im(Y)^T \Im(X)) \\ &= \Re(\text{Tr}(Y^\dagger X)). \end{aligned} \quad (2.5)$$

We note that

$$\Re(\langle Y, X \rangle) = \langle \Re(Y), \Re(X) \rangle + \langle \Im(Y), \Im(X) \rangle, \quad \Im(\langle Y, X \rangle) = -\langle \Re(Y), \Im(X) \rangle + \langle \Im(Y), \Re(X) \rangle.$$

Over the reals, $\dim(\mathbb{H}^n) = n^2, \dim(\mathbb{C}^{n \times n}) = 2n^2$. The induced norm is the Frobenius norm $\|X\|_F^2 = \langle X, X \rangle = \text{Tr}(X^\dagger X)$, where we denote the *conjugate transpose*, \cdot^\dagger .

2.3 Linear Transformations and Adjoints

Given a linear map $\mathcal{L} : \mathcal{D} \rightarrow \mathcal{R}$, we call the unique linear map $\mathcal{L}^\dagger : \mathcal{R} \rightarrow \mathcal{D}$ the *adjoint* of \mathcal{L} , if it satisfies

$$\langle \mathcal{L}(X), Y \rangle = \langle X, \mathcal{L}^\dagger(Y) \rangle, \quad \forall X \in \mathcal{D}, Y \in \mathcal{R}.$$

Often in our study, we use vectorized computations instead of using complex matrices directly. In order to relieve the computational burden, we use isomorphic and isometric realizations of matrices by ignoring the redundant entries. We consider \mathbb{H}^n as a vector space of dimension n^2

over the reals. We define $\text{Hvec}(H) \in \mathbb{R}^{n^2}$ by stacking $\text{diag}(H)$ followed by $\sqrt{2}$ times the strict upper triangular parts of $\Re(H)$ and $\Im(H)$, both columnwise:

$$\text{Hvec}(H) = \begin{pmatrix} \text{diag}(H) \\ \sqrt{2} \Re(\text{upper}(H)) \\ \sqrt{2} \Im(\text{upper}(H)) \end{pmatrix} \in \mathbb{R}^{n^2}, \quad \text{HMat} = \text{Hvec}^{-1} = \text{Hvec}^\dagger.$$

We note that for the real symmetric matrices \mathbb{S}^n , we can use the first *triangular number*, $t(n) = n(n+1)/2$ of elements in Hvec , and we denote this by $\text{svec}(S) \in \mathbb{R}^{t(n)}$, with adjoint sMat .

We use various linear maps in a **SDP** framework. For given $\Gamma_i \in \mathbb{H}^n, i = 1, \dots, m$, define

$$\Gamma : \mathbb{H}^n \rightarrow \mathbb{R}^m \text{ by } \Gamma(H) = (\langle \Gamma_i, H \rangle)_i \in \mathbb{R}^m.$$

The adjoint satisfies

$$\langle \Gamma(H), y \rangle = \sum_i y_i \text{Tr}(\Gamma_i H) = \text{Tr} \left(H \left(\sum_i y_i \Gamma_i \right) \right) = \langle H, \Gamma^\dagger(y) \rangle.$$

The matrix representation A of Γ is found from

$$(A \text{Hvec}(H))_i = (\Gamma(H))_i = \langle \Gamma_i, H \rangle = \langle \text{Hvec}(\Gamma_i), \text{Hvec}(H) \rangle,$$

i.e., for $g_i = \text{Hvec}(\Gamma_i), \forall i$ and $h = \text{Hvec}(H)$,

$$\Gamma(H) \equiv A(h), \quad \text{where } A = \begin{bmatrix} g_1^T \\ \vdots \\ g_m^T \end{bmatrix}.$$

2.3.1 Adjoints for Matrix Multiplication

Adjoints are essential for our interior point algorithm when using matrix-free methods. We define the *symmetrization linear map*, \mathcal{S} , as $\mathcal{S}(M) = (M + M^\dagger)/2$. The *skew-symmetrization linear map*, \mathcal{SK} , is $\mathcal{SK}(M) = (M - M^\dagger)/2$.

Lemma 2.1 (adjoint of $\mathcal{W}(R) := WR$). *Let $W \in \mathbb{C}^{n \times n}$ be a given square complex matrix, and define the (left matrix multiplication) linear map $\mathcal{W} : \mathbb{C}^{n \times n} \rightarrow \mathbb{C}^{n \times n}$ by $\mathcal{W}(R) = WR$. Then the adjoint $\mathcal{W}^\dagger : \mathbb{C}^{n \times n} \rightarrow \mathbb{C}^{n \times n}$ is defined by*

$$\mathcal{W}^\dagger(M) = \Re(W)^T \Re(M) + \Im(W)^T \Im(M) + i (\Re(W)^T \Im(M) - \Im(W)^T \Re(M)). \quad (2.6)$$

If $W \in \mathbb{H}^n$ and $\mathcal{W} : \mathbb{H}^n \rightarrow \mathbb{C}^{n \times n}$, then the adjoint $\mathcal{W}^\dagger : \mathbb{C}^{n \times n} \rightarrow \mathbb{H}^n$ is defined by

$$\mathcal{W}^\dagger(M) = \mathcal{S} [\Re(W) \Re(M) - \Im(W) \Im(M)] + i \mathcal{SK} [\Im(W) \Re(M) + \Re(W) \Im(M)]. \quad (2.7)$$

Proof. See Appendix A.1. □

Lemma 2.2 (adjoint of $\rho(S) = S\rho$). *Let $\rho \in \mathbb{C}^{n \times n}$ be a given square complex matrix, and define the (right matrix multiplication) linear map $\rho : \mathbb{C}^{n \times n} \rightarrow \mathbb{C}^{n \times n}$ by $\rho(S) = S\rho$. Then the adjoint $\rho^\dagger : \mathbb{C}^{n \times n} \rightarrow \mathbb{C}^{n \times n}$ is defined by*

$$\rho^\dagger(M) = \mathcal{S} [\Re(M) \Re(\rho) + \Im(M) \Im(\rho)^T] + i \mathcal{SK} [-\Re(M) \Im(\rho)^T + \Im(M) \Re(\rho)]. \quad (2.8)$$

If $\rho \in \mathbb{H}^n$ and $\rho : \mathbb{H}^n \rightarrow \mathbb{C}^{n \times n}$, then the adjoint $\rho^\dagger : \mathbb{C}^{n \times n} \rightarrow \mathbb{H}^n$ is defined by

$$\rho^\dagger(M) = \mathcal{S} [\Re(M) \Re(\rho) - \Im(M) \Im(\rho)] + i \mathcal{SK} [\Re(M) \Im(\rho) + \Im(M) \Re(\rho)]. \quad (2.9)$$

Proof. See Appendix A.2 □

2.4 Cones, Faces, and Facial Reduction, FR

The facial structure of the semidefinite cone is well understood. We outline some of the concepts we need for facial reduction and exposing vectors, see e.g., [12]. We recall that a *convex cone* K is defined by: $\lambda K \subseteq K, \forall \lambda \geq 0, K + K \subseteq K$, i.e., it is a cone and so contains all rays, and it is a convex set. For a set $S \subseteq \mathbb{H}$ we denote the *dual cone*, $S^\dagger = \{\phi \in \mathbb{H} : \langle \phi, s \rangle \geq 0, \forall s \in S\}$.

Definition 2.3 (*face*). *A convex cone F is a face of a convex cone K , denoted $F \trianglelefteq K$, if*

$$x, y \in K, x + y \in F \implies x, y \in F.$$

Equivalently, for a general convex set K and convex subset $F \subseteq K$, we have $F \trianglelefteq K$, if

$$[x, y] \subset K, z \in \text{relint}[x, y], z \in F \implies [x, y] \subset F,$$

where $[x, y]$ denote the line segment joining x, y .

Faces of the positive semidefinite cone are characterized by the range or nullspace of any element in the relative interior of the faces.

Lemma 2.4. *Let F a convex subset of \mathbb{H}_+^n with $X \in \text{relint } F$. Let*

$$X = [P \quad Q] \begin{bmatrix} D & 0 \\ 0 & 0 \end{bmatrix} [P \quad Q]^\dagger$$

be the orthogonal spectral decomposition with $D \in \mathbb{H}_{++}^r$. Then the following are equivalent:

1. $F \trianglelefteq \mathbb{H}_+^n$;
2. $F = \{Y \in \mathbb{H}_+^n : \text{range}(Y) \subset \text{range}(X)\} = \{Y \in \mathbb{H}_+^n : \text{null}(Y) \supset \text{null}(X)\}$;
3. $F = P\mathbb{H}_+^r P^\dagger$;
4. $F = \mathbb{H}_+^n \cap (QQ^\dagger)^\perp$.

The matrix QQ^\dagger , in Item 4 of Lemma 2.4, is called an *exposing vector* for the face F . Exposing vectors come into play throughout Section 3.

Definition 2.5 (*minimal face*). *Let K be a closed convex cone and let $X \in K$. Then $\text{face}(X) \trianglelefteq K$ is the minimal face, the intersection of all faces of K that contain X .*

Facial reduction is a process of identifying the minimal face of \mathbb{H}_+^n containing the affine subspace $\{\rho : \Gamma(\rho) = \gamma\}$. Lemma 2.6 plays an important role in the heart of facial reduction process. Essentially, either there exists a $\rho \succ 0$ that satisfies the constraints, or the alternative that there exists a linear combination of the Γ_i that is positive semidefinite but has a zero expectation.

Lemma 2.6 (theorem of the alternative, [12, Theorem 3.1.3]). *For the feasible constraint system in (2.2), exactly one of the following statements holds:*

1. *there exists $\rho \succ 0$ such that $\Gamma(\rho) = \gamma$;*
2. *there exists y such that*

$$0 \neq \Gamma^\dagger(y) \succeq 0, \langle \gamma, y \rangle = 0. \tag{2.10}$$

In Lemma 2.6, the matrix $\Gamma^\dagger(y)$ is an exposing vector for the face containing the constraint set in (2.2).

3 Problem Formulations and Facial Reduction

We now present the details on various formulations of **QKD** from (1.1) and (1.2). We show that facial reduction allows for regularization of both the constraints and the objective function. We include results about **FR** for positive transformations and show that highly accurate **FR** can be done in these cases.

3.1 Properties of Objective Function and Mappings \mathcal{G}, \mathcal{Z}

The *quantum relative entropy function* $D : \mathbb{H}_+^n \times \mathbb{H}_+^n \rightarrow \mathbb{R}_+ \cup \{+\infty\}$ is denoted by $D(\delta||\sigma)$, and is defined as

$$D(\delta||\sigma) = \begin{cases} \text{Tr}(\delta \log \delta) - \text{Tr}(\delta \log \sigma) & \text{if } \text{range}(\delta) \cap \text{null}(\sigma) = \emptyset \\ \infty & \text{otherwise.} \end{cases} \quad (3.1)$$

That the quantum relative entropy D is finite if $\text{range}(\delta) \subseteq \text{range}(\sigma)$ is shown by extending the matrix log function to be 0 on the nullspaces of δ, σ . (See [28, Definition 5.18].) It is known that D is nonnegative, equal to 0 if, and only if, $\rho = \sigma$, and is jointly convex in both δ and σ , see [22, Section 11.3].

Definition 3.1. *The linear map $\mathcal{G} : \mathbb{H}^n \rightarrow \mathbb{H}^k$ is defined as a sum of matrix products (Kraus representation)*

$$\mathcal{G}(\rho) := \sum_{j=1}^{\ell} K_j \rho K_j^\dagger, \quad (3.2)$$

where $K_j \in \mathbb{C}^{k \times n}$ and $\sum_{j=1}^{\ell} K_j^\dagger K_j \preceq I$. The adjoint is $\mathcal{G}^\dagger(\delta) := \sum_{j=1}^{\ell} K_j^\dagger \delta K_j$.

Typically we have $k > n$ with k being a multiple of n ; and thus we can have $\mathcal{G}(\rho)$ rank deficient for all $\rho \succ 0$.

Definition 3.2. *The self-adjoint (projection) linear map $\mathcal{Z} : \mathbb{H}^k \rightarrow \mathbb{H}^k$ is defined as the sum*

$$\mathcal{Z}(\delta) := \sum_{j=1}^N Z_j \delta Z_j, \quad (3.3)$$

where $Z_j = Z_j^2 = Z_j^\dagger \in \mathbb{H}_+^k$ and $\sum_{j=1}^N Z_j = I_k$.

Since $\sum_{j=1}^N Z_j = I_k$, the set $\{Z_i\}_{i=1}^N$ is a *spectral resolution of I* , Proposition 3.3 below states some interesting properties of the operator \mathcal{Z} ; see also [6, Appendix C, (C1)].

Proposition 3.3. *The linear map \mathcal{Z} in Definition 3.2 is an orthogonal projection on \mathbb{H}^k . Moreover,*

$$\text{Tr}(\delta) \leq 1, \delta \succ 0 \implies \left\{ \text{Tr}(\delta \log \mathcal{Z}(\delta)) = \text{Tr}(\mathcal{Z}(\delta) \log \mathcal{Z}(\delta)) \right\}. \quad (3.4)$$

Proof. First we show that the matrices of \mathcal{Z} satisfy

$$Z_i Z_j = 0, \forall i \neq j. \quad (3.5)$$

For $i, j \in \{1, \dots, N\}$, we have by Definition 3.2 that

$$\begin{aligned} Z_i \left(\sum_{s=1}^N Z_s \right) Z_i = Z_i I_k Z_i = Z_i &\implies 0 = \sum_{s \neq i} Z_i Z_s Z_i = \sum_{s \neq i} (Z_s Z_i)^\dagger (Z_s Z_i) \\ &\implies Z_j Z_i = 0, \forall j \neq i. \end{aligned} \quad (3.6)$$

We now have $\mathcal{Z} = \mathcal{Z}^2 = \mathcal{Z}^{1/2} = \mathcal{Z}^\dagger$. Thus, \mathcal{Z} is an orthogonal projection. Finally, we use the series expansion of the log function and the properties of the Z_j seen in (3.6) to prove (3.4); see Lemma A.1 for details. \square

Using (3.1), Lemma 3.4 below shows that the objective value of the model (1.1) is finite on the feasible set. This also provides insight on the usefulness of **FR** on the variable σ done below.

Lemma 3.4. *Let $X \succeq 0$. Then $\text{range}(X) \subseteq \text{range}(\mathcal{Z}(X))$.*

Proof. See Appendix A.4. □

Remark 3.5. *In general, the mapping \mathcal{G} in (3.2) does not preserve positive definiteness. Therefore the objective function $f(\rho)$, see (3.7) below, may need to evaluate $\text{Tr}(\delta \log \delta)$ and $\text{Tr}(\delta \log \sigma)$ with both $\delta = \mathcal{G}(\rho)$ and $\sigma = \mathcal{Z}\mathcal{G}(\rho)$ always singular. Although the objective function f is well-defined at singular points δ, σ , the gradient of f at singular points δ, σ is not well-defined. Our approach using **FR** within an interior point method avoids these numerical difficulties.⁴*

3.2 Derivatives for Quantum Relative Entropy under Positive Definite Assumptions

We can reformulate the quantum relative entropy function defined in the key rate optimization (1.1) as

$$\begin{aligned} f(\rho) &= D(\mathcal{G}(\rho) \parallel \mathcal{Z}(\mathcal{G}(\rho))) \\ &= \text{Tr}(\mathcal{G}(\rho) \log \mathcal{G}(\rho)) - \text{Tr}(\mathcal{G}(\rho) \log \mathcal{Z}(\mathcal{G}(\rho))) \\ &= \text{Tr}(\mathcal{G}(\rho) \log \mathcal{G}(\rho)) - \text{Tr}(\mathcal{Z}(\mathcal{G}(\rho)) \log \mathcal{Z}(\mathcal{G}(\rho))) \end{aligned} \quad (3.7)$$

Here, the linear map \mathcal{Z} is added to the second term in (3.7) above, and the equality follows from Proposition 3.3.

In this section, we review the gradient (Fréchet derivative), and the image of the Hessian, for the reformulated relative entropy function f defined in (3.7). We obtain the derivatives of f under the assumption that the matrix-log is acting on positive definite matrices. This assumption is needed for differentiability. Note that the difficulty arising from the singularity is handled by using perturbations in [14, 29]. This emphasizes the need for the regularization below as otherwise f in (3.7) is *never* differentiable. We avoid using perturbations in this paper by applying **FR** in the sections below.

We now use the chain rule and derive the first and the second order derivatives of the composition of a linear and entropy function.

Lemma 3.6. *Let $\mathcal{H} : \mathbb{H}^n \rightarrow \mathbb{H}^k$ be a linear map that preserves positive semidefiniteness. Assume that $\mathcal{H}(\rho) \in \mathbb{H}_{++}^k$. Define the composite function $g : \mathbb{H}_+^n \rightarrow \mathbb{R}$ by*

$$g(\rho) = \text{Tr}(\mathcal{H}(\rho) \log(\mathcal{H}(\rho))).$$

Then the gradient of g at ρ is

$$\nabla g(\rho) = \mathcal{H}^\dagger(\log[\mathcal{H}(\rho)]) + \mathcal{H}^\dagger(I),$$

and the Hessian of g at ρ acting on $\Delta\rho$ is

$$\nabla^2 g(\rho)(\Delta\rho) = \mathcal{H}^\dagger(\log' \mathcal{H}(\rho)(\mathcal{H}(\Delta\rho))),$$

where \log' denotes the Fréchet derivative. □

Under the assumption that $\mathcal{G}(\rho) \succ 0$, we can use Lemma 3.4 and show that $\mathcal{Z}(\mathcal{G}(\rho)) \succ 0$. Using Lemma 3.6 and (3.4), we obtain the first and the second order derivatives of the objective function f in (3.7).

⁴For objective value computations without using the MATLAB built-in function `logm`, see Appendix B.1.

Corollary 3.7. *Suppose that $\rho \in \mathbb{H}_+^n$ and $\mathcal{G}(\rho) \succ 0$. Then the gradient of f at ρ is*

$$\nabla f(\rho) = \mathcal{G}^\dagger \left(\log[\mathcal{G}(\rho)] \right) - (\mathcal{Z} \circ \mathcal{G})^\dagger \left(\log[(\mathcal{Z} \circ \mathcal{G})(\rho)] \right). \quad (3.8)$$

The Hessian at $\rho \in \mathbb{H}_+^n$ acting on the direction $\Delta\rho \in \mathbb{H}^n$ is

$$\nabla^2 f(\rho)(\Delta\rho) = \mathcal{G}^\dagger \left([\log' \mathcal{G}(\rho)(\mathcal{G}\Delta\rho)] \right) - (\mathcal{Z} \circ \mathcal{G})^\dagger \left([\log'(\mathcal{Z} \circ \mathcal{G})(\rho)((\mathcal{Z} \circ \mathcal{G})(\Delta\rho))] \right). \quad (3.9)$$

3.3 Reformulation via Facial Reduction (FR)

Using Proposition 3.3, we can now reformulate the objective function in the key rate optimization problem (1.2) to obtain the following equivalent model:

$$\begin{aligned} \min_{\rho, \sigma, \delta} \quad & \text{Tr}(\delta \log \delta) - \text{Tr}(\sigma \log \sigma) \\ \text{s.t.} \quad & \Gamma(\rho) = \gamma \\ & \sigma - \mathcal{Z}(\delta) = 0 \\ & \delta - \mathcal{G}(\rho) = 0 \\ & \rho \in \mathbb{H}_+^n, \sigma \in \mathbb{H}_+^k, \delta \in \mathbb{H}_+^k. \end{aligned} \quad (3.10)$$

The new objective function is the key in our analysis, as it simplifies the expressions for gradient and Hessian. Next, we derive facial reduction based on the constraints in (3.10).

3.3.1 Partial FR on the Reduced Density Operator Constraint

Consider the spectrahedron S_R defined by the reduced density operator constraint in (2.4). We now simplify the problem via **FR** by using only (2.4) in the case that $\rho_A \in \mathbb{H}^{n_A}$ is singular. We now see in Theorem 3.8 that we can do this explicitly using the spectral decomposition of ρ_A ; see also [15, Sec. II]). Therefore, this step is extremely accurate. Using the structure arising from the reduced density operator constraint, we obtain partial **FR** on the constraint set in Theorem 3.8.

Theorem 3.8. *Let $\text{range}(P) = \text{range}(\rho_A) \subsetneq \mathbb{H}^{n_A}$, $P^\dagger P = \mathbb{1}_r$, and let $V = P \otimes \mathbb{1}_B$. Then the spectrahedron S_R in (2.4) has the property that*

$$\rho \in S_R \implies \rho = VRV^\dagger, \text{ for some } R \in \mathbb{H}_+^{r \cdot n_B}. \quad (3.11)$$

Proof. Let $[P \ Q]$ be a unitary matrix such that $\text{range}(P) = \text{range}(\rho_A)$ and $\text{range}(Q) = \text{null}(\rho_A)$. Let $W = QQ^T \succeq 0$. Recall that the adjoint $\text{Tr}_B^\dagger(W) = W \otimes \mathbb{1}_B$. Then $\rho \in S_R$ implies that

$$\langle W \otimes \mathbb{1}_B, \rho \rangle = \langle W, \text{Tr}_B(\rho) \rangle = \langle W, \rho_A \rangle = 0, \quad (3.12)$$

where $\mathbb{1}_B \in \mathbb{H}^{n_B}$ is the identity matrix of size n_B , and we use (2.4) to guarantee that $\text{Tr}_B(\rho) = \rho_A$. Therefore, $W \otimes \mathbb{1}_B \succeq 0$ is an exposing vector for the spectrahedron S_R in (2.4). And we can write $\rho = VRV^\dagger$ with $V = P \otimes \mathbb{1}_B$ for any $\rho \in S_R$. This yields an equivalent representation (3.11) with a smaller positive semidefinite constraint.⁵ \square

We emphasize that facial reduction is not only powerful in reducing the variable dimension, but also in reducing the number of constraints. Indeed, if ρ_A is not full-rank, then at least one of the constraints in (2.4) becomes redundant and can be discarded, see [2, 26]. In this case, it is equivalent to the matrix ρ_A becoming smaller in dimension. (Our empirical observations show that many of the other observational constraints $\Gamma_i(\rho) = \gamma_i$ also become redundant and can be discarded.)

⁵We provide a self-contained alternate proof in Appendix A.6.

3.3.2 FR on the Constraints Originating from \mathcal{G}, \mathcal{Z}

Our motivation is that the domain of the objective function may be restricted to the boundary of the semidefinite cone, i.e., the matrices $\mathcal{G}(\rho), \mathcal{Z}(\mathcal{G}(\rho))$ are singular by the definition of \mathcal{G} . We would like to guarantee that we have a well-formulated problem with strictly feasible points in the domain of the objective function so that the derivatives are well-defined. This guarantees basic numerical stability. This is done by considering the constraints in the equivalent formulation in (1.2).

We first note the useful equivalent form for the entropy function.

Lemma 3.9. *Let $Y = VRV^\dagger \in \mathbb{H}_+$, $R \succ 0$ be the compact spectral decomposition of Y with $V^\dagger V = I$. Then*

$$\text{Tr}(Y \log Y) = \text{Tr}(R \log R).$$

Proof. We obtain a unitary matrix $U = [V \ P]$ by completing the basis. Then $Y = UDU^\dagger$, where $D = \text{BlkDiag}(R, 0)$. We conclude, with $0 \cdot \log 0 = 0$, that $\text{Tr} Y \log Y = \text{Tr} D \log D = \text{Tr} R \log R$. \square

We use the following simple result to obtain the exposing vectors of the minimal face in the problem analytically.

Lemma 3.10. *Let $\mathcal{C} \subseteq \mathbb{H}_+^n$ be a given closed convex set with nonempty interior. Let $Q_i \in \mathbb{H}^{k \times n}, i = 1, \dots, t$, be given matrices. Define the linear map $\mathcal{A} : \mathbb{H}^n \rightarrow \mathbb{H}^k$ and matrix V by*

$$\mathcal{A}(X) = \sum_i^t Q_i X Q_i^\dagger, \quad \text{range}(V) = \text{range} \left(\sum_{i=1}^t Q_i Q_i^\dagger \right).$$

Then the minimal face,

$$\text{face}(\mathcal{A}(\mathcal{C})) = V \mathbb{H}_+^r V^\dagger.$$

Proof. First, note that properties of the mapping implies that $\mathcal{A}(\mathcal{C}) \subset \mathbb{H}_+^k$. Nontrivial exposing vectors $0 \neq W \in \mathbb{H}_+^n$ of $\mathcal{A}(\mathcal{C})$ can be characterized by the null space of the adjoint operator \mathcal{A}^\dagger :

$$\begin{aligned} 0 \neq W \in \mathbb{H}_+^n, \langle W, \mathcal{A}(\mathcal{C}) \rangle = 0 &\iff 0 \neq W \succeq 0, \langle W, Y \rangle = 0, \forall Y \in \mathcal{A}(\mathcal{C}) \\ &\iff 0 \neq W \succeq 0, \langle \mathcal{A}^\dagger(W), X \rangle = 0, \forall X \in \mathcal{C} \\ &\iff 0 \neq W \succeq 0, W \in \text{null}(\mathcal{A}^\dagger) \\ &\iff 0 \neq W \succeq 0, Q_i^\dagger W Q_i = 0, \forall i, \\ &\iff 0 \neq \text{range}(W) \subseteq \text{null} \left(\sum_i Q_i Q_i^\dagger \right), \end{aligned}$$

where the third equivalence follows from $\text{int}(\mathcal{C}) \neq \emptyset$; and the fourth equivalence follows from the properties of the sum of mappings of a semidefinite matrix.

The choice of V follows from choosing a maximal rank exposing vector and constructing V using Lemma 2.4:

$$\text{range}(V) = \text{null}(W) = \text{range} \left(\sum_i Q_i Q_i^\dagger \right).$$

\square

We emphasize that the minimal face in Lemma 3.10 means that V has a minimum number of columns, as without loss of generality, we choose it to be full column rank. In other words, this is the greatest reduction in the dimension of the image.

The exposing vectors of $\mathcal{A}(\mathcal{C})$ are characterized by the positive semidefinite matrices in the null space of \mathcal{A}^\dagger . This also implies the strong conclusion that the *singularity degree* of $\mathcal{A}(\mathcal{C})$ is one, i.e., **FR** can be done in one step. This is an important conclusion for stability, [5, 12]. Moreover, we can now conclude that after **FR** for the initial linear equality constraints $\Gamma(\rho) = \gamma$, our main problem also has singularity degree one.

Corollary 3.11. *Let \mathcal{A} be as defined in Lemma 3.10 and*

$$\mathcal{F} := \left\{ (X, Y) \in \mathbb{H}_+^n \times \mathbb{H}_+^k : [\mathcal{A} \quad -I] \begin{pmatrix} X \\ Y \end{pmatrix} = 0 \right\}.$$

then the singularity degree of \mathcal{F} is one.

Proof. According to Lemma 2.6, the singularity degree of \mathcal{F} is one if $0 \neq (W_X, W_Y) \in (\mathbb{H}_+^n, \mathbb{H}_+^k)$ is an exposing vector of the minimal face, face \mathcal{F} , such that

$$W_X = \mathcal{A}^\dagger(-W_Y) \in \mathbb{H}_+^k \text{ and } W_Y \in \mathbb{H}_+^k. \quad (3.13)$$

Let $W \in \mathbb{H}_+^k$ be such that $\text{range}(W) = \text{null}\left(\sum_i Q_i Q_i^\dagger\right)$ as in Lemma 3.10. Then $W_X = 0$ and $W_Y = W$ form an exposing vector of the minimal face for \mathcal{F} and they satisfy (3.13). \square

Remark 3.12. *The maximum rank exposing vector W can also be found by solving the following feasibility system $\min\{0 : \mathcal{A}^\dagger(W) = 0, \text{Tr}(W) = 1, W \succeq 0\}$ using the interior point method.*

We describe how to apply Lemma 3.10 to obtain $V_\rho, V_\delta, V_\sigma$ of the minimal face of $(\mathbb{H}_+^n, \mathbb{H}_+^k, \mathbb{H}_+^k)$ containing the feasible region of (3.10). By Lemma 2.4, we may write

$$\begin{aligned} \rho &= V_\rho R_\rho V_\rho^\dagger \in \mathbb{H}_+^n, & R_\rho &\in \mathbb{H}_+^{n_\rho} \\ \delta &= V_\delta R_\delta V_\delta^\dagger \in \mathbb{H}_+^k, & R_\delta &\in \mathbb{H}_+^{k_\delta} \\ \sigma &= V_\sigma R_\sigma V_\sigma^\dagger \in \mathbb{H}_+^k, & R_\sigma &\in \mathbb{H}_+^{k_\sigma}. \end{aligned}$$

Define the linear maps

$$\begin{aligned} \Gamma_V : \mathbb{H}_+^{n_\rho} &\rightarrow \mathbb{R}^m & \text{by } \Gamma_V(R_\rho) &= \Gamma(V_\rho R_\rho V_\rho^\dagger), \\ \mathcal{G}_V : \mathbb{H}_+^{n_\rho} &\rightarrow \mathbb{H}_+^k & \text{by } \mathcal{G}_V(R_\rho) &= \mathcal{G}(V_\rho R_\rho V_\rho^\dagger), \\ \mathcal{Z}_V : \mathbb{H}_+^{k_\delta} &\rightarrow \mathbb{H}_+^k & \text{by } \mathcal{Z}_V(R_\delta) &= \mathcal{Z}(V_\delta R_\delta V_\delta^\dagger). \end{aligned}$$

The matrices $V_\rho, V_\delta, V_\sigma$ are obtained as follows.

1. We apply **FR** to $\{\rho \in \mathbb{H}_+^n : \Gamma(\rho) = \gamma\}$ to find V_ρ for the minimal face, $\text{face}(\mathbb{H}_+^n, \rho)$.
2. Define

$$\mathcal{R}_\rho := \{R_\rho \in \mathbb{H}_+^{n_\rho} : \Gamma_V(R_\rho) = \gamma\}.$$

Note that $\text{int}(\mathcal{R}_\rho) \neq \emptyset$. Applying Lemma 3.10 to $\{\mathcal{G}_V(R_\rho) \in \mathbb{H}_+^k : R_\rho \in \mathcal{R}_\rho\}$, the matrix V_δ yields the minimal face, $\text{face}(\mathbb{H}_+^k, \delta)$ if we choose

$$\text{range}(V_\delta) = \text{range}(\mathcal{G}_V(I)). \quad (3.14)$$

3. Define

$$\mathcal{R}_\delta := \{R_\delta \in \mathbb{H}_+^{k_\delta} : V_\delta R_\delta V_\delta^\dagger = \mathcal{G}_V(R_\rho), R_\rho \in \mathcal{R}_\rho\}.$$

We again note that $\text{int}(\mathcal{R}_\delta) \neq \emptyset$. Applying Lemma 3.10 to $\{\mathcal{Z}_V(R_\delta) \in \mathbb{H}_+^k : R_\delta \in \mathcal{R}_\delta\}$, we find the matrix V_σ representing the minimal face $\text{face}(\mathbb{H}_+^k, \sigma)$. Thus, we choose V_σ satisfying

$$\text{range}(V_\sigma) = \text{range}(\mathcal{Z}_V(I)). \quad (3.15)$$

As above, this also can be seen by looking at the image of I and the relative interior of the range of \mathcal{Z}_V . We note, by Lemma 3.4, that $\text{range}(V_\sigma) \supseteq \text{range}(V_\delta)$. Note that we have assumed the exposing vector of maximal rank for the original constraint set on ρ in the first step is obtained. Without loss of generality, we can assume that the columns in $V_\rho, V_\delta, V_\sigma$ are orthonormal. This makes the subsequent computation easier.

Assumption 3.13. *Without loss of generality, we assume $V_M^\dagger V_M = I$ for $M = \rho, \delta, \sigma$.*

Define $\mathcal{V}_\delta(R_\delta) := V_\delta R_\delta V_\delta^\dagger$ and $\mathcal{V}_\sigma(R_\sigma) := V_\sigma R_\sigma V_\sigma^\dagger$. Applying Lemma 3.9 and substituting for ρ, δ, σ to (3.10), we obtain the equivalent formulation (3.16).

$$\begin{aligned} \min \quad & \text{Tr}(R_\delta \log(R_\delta)) - \text{Tr}(R_\sigma \log(R_\sigma)) \\ \text{s.t.} \quad & \Gamma_V(R_\rho) = \gamma \\ & \mathcal{V}_\sigma(R_\sigma) - \mathcal{Z}_V(R_\delta) = 0 \\ & \mathcal{V}_\delta(R_\delta) - \mathcal{G}_V(R_\rho) = 0 \\ & R_\rho, R_\sigma, R_\delta \succeq 0. \end{aligned} \tag{3.16}$$

After facial reduction, many of the linear equality constraints in (3.16) end up being redundant. We may delete redundant constraints and keep a well-conditioned equality constraints. In the next section, we show that the removal of the redundant constraints can be performed by *rotating* the constraints.

3.3.3 Reduction on the Constraints

Recall that our primal problem after **FR** is given in (3.16). Moreover, by the work above we can assume that Γ_V is surjective. In Theorem 3.14 and Theorem 3.15 below, we show that we can simplify the last two equality constraints in (3.16) by an appropriate rotation.

Theorem 3.14. *Let $R_\rho \in \mathbb{H}_+^{n_\rho}$ and $R_\delta \in \mathbb{H}_+^{k_\delta}$. It holds that*

$$\mathcal{V}_\delta(R_\delta) = \mathcal{G}_V(R_\rho) \iff R_\delta = \mathcal{G}_{UV}(R_\rho), \tag{3.17}$$

where $\mathcal{G}_{UV}(\cdot) := V_\delta^\dagger \mathcal{G}_V(\cdot) V_\delta$.

Proof. Let P be such that $U = [V_\delta \ P]$ is unitary. Rotating the first equality in (3.17) using the unitary matrix U yields an equivalent equality $U^\dagger \mathcal{V}_\delta(R_\delta) U = U^\dagger \mathcal{G}_V(R_\rho) U$. Applying the orthogonality of V_δ , the left-hand side above becomes

$$U^\dagger \mathcal{V}_\delta(R_\delta) U = \begin{bmatrix} R_\delta & 0 \\ 0 & 0 \end{bmatrix}. \tag{3.18}$$

From facial reduction, it holds that $\text{range}(V_\delta) = \text{range}(\mathcal{G}_V)$ and thus $P^\dagger \mathcal{G}_V = 0$. Therefore, the right hand-side becomes

$$U^\dagger \mathcal{G}_V(R_\rho) U = \begin{bmatrix} V_\delta^\dagger \\ P^\dagger \end{bmatrix} \mathcal{G}_V(R_\rho) [V_\delta \ P] = \begin{bmatrix} V_\delta^\dagger \mathcal{G}_V(R_\rho) V_\delta & 0 \\ 0 & 0 \end{bmatrix}. \tag{3.19}$$

□

Theorem 3.15. *Let $R_\sigma \in \mathbb{H}_+^{k_\sigma}$ and $R_\delta \in \mathbb{H}_+^{k_\delta}$. It holds that*

$$\mathcal{V}_\sigma(R_\sigma) = \mathcal{Z}_V(R_\delta) \iff R_\sigma = \mathcal{Z}_{UV}(R_\delta), \tag{3.20}$$

where $\mathcal{Z}_{UV}(\cdot) := V_\sigma^\dagger \mathcal{Z}_V(\cdot) V_\sigma$.

Proof. Using the unitary matrix $U = [V_\sigma \ P]$ in the proof of Theorem 3.14, we obtain the statement. \square

With Theorems 3.14 and 3.15, we reduce the number of linear constraints in (3.16) as below.

$$\begin{aligned}
\min \quad & \text{Tr}(R_\delta \log(R_\delta)) - \text{Tr}(R_\sigma \log(R_\sigma)) \\
\text{s.t.} \quad & \Gamma_V(R_\rho) = \gamma \\
& R_\sigma - \mathcal{Z}_{UV}(R_\delta) = 0 \\
& R_\delta - \mathcal{G}_{UV}(R_\rho) = 0 \\
& R_\rho \in \mathbb{H}_+^{n_\rho}, R_\sigma \in \mathbb{H}_+^{k_\sigma}, R_\delta \in \mathbb{H}_+^{k_\delta}.
\end{aligned} \tag{3.21}$$

We emphasize that the images of \mathcal{Z}_V and \mathcal{G}_V in (3.16) are both in \mathbb{H}^k but the images of \mathcal{Z}_{UV} and \mathcal{G}_{UV} in (3.21) are in \mathbb{H}^{k_σ} and \mathbb{H}^{k_δ} , respectively, and $k_\delta \leq k_\sigma \leq k$.

Remark 3.16. *The mapping \mathcal{G}_{UV} satisfies the properties for \mathcal{G} in (3.2). However, the properties in (3.3) do not hold for the mapping \mathcal{Z}_{UV} .*

3.4 Final Model for (QKD) and Derivatives

In this section we have a main result, i.e., the main model that we work on and the derivatives. We eliminate some of variables in the model (3.21) to obtain a simplified formulation. Define $\widehat{\mathcal{Z}} := \mathcal{Z}_{UV} \circ \mathcal{G}_{UV}$ and $\widehat{\mathcal{G}} := \mathcal{G}_{UV}$. We substitute $R_\sigma = \widehat{\mathcal{Z}}(R_\rho)$ and $R_\delta = \widehat{\mathcal{G}}(R_\rho)$ back in the objective function in (3.21). For simplification, and by abuse of notation, we set

$$\boxed{\rho \leftarrow R_\rho, \sigma \leftarrow R_\sigma, \delta \leftarrow R_\delta.}$$

We obtain the final model (QKD):

$$\begin{aligned}
p^* = \min \quad & f(\rho) = \text{Tr}(\widehat{\mathcal{G}}(\rho)(\log \widehat{\mathcal{G}}(\rho))) - \text{Tr}(\widehat{\mathcal{Z}}(\rho) \log \widehat{\mathcal{Z}}(\rho)) \\
\text{s.t.} \quad & \Gamma_V(\rho) = \gamma_V \\
& \rho \in \mathbb{H}_+^{n_\rho},
\end{aligned} \tag{3.22}$$

where $\gamma_V \in \mathbb{R}^{m_V}$ for some $m_V \leq m$. The final model is essentially in the same form as the original model (1.1), see also Proposition 3.3.

Note that the final model now has smaller number of variables compared to the original problem (1.1). Moreover, the objective function f , with the modified linear maps $\widehat{\mathcal{G}}, \widehat{\mathcal{Z}}$, is well-defined and analytic on $\rho \in \mathbb{H}_{++}^{n_\rho}$, i.e., we have

$$\rho \succ 0 \implies \widehat{\mathcal{G}}(\rho) \succ 0 \implies \widehat{\mathcal{Z}}(\rho) \succ 0.^6 \tag{3.23}$$

We conclude this section by presenting the derivative formulae for gradient and hessian. The simple formulae in Theorem 3.17 are a direct application of Lemma 3.6. Throughout Section 4 we work with these derivatives.

Theorem 3.17 (derivatives of regularized objective). *Let $\rho \succ 0$. The gradient of f in (3.22) is*

$$\nabla f(\rho) = \boxed{\widehat{\mathcal{G}}^\dagger(\log[\widehat{\mathcal{G}}(\rho)]) + \widehat{\mathcal{G}}^\dagger(I)} - \boxed{\widehat{\mathcal{Z}}^\dagger(\log[\widehat{\mathcal{Z}}(\rho)]) + \widehat{\mathcal{Z}}^\dagger(I)}.$$

The Hessian in the direction $\Delta\rho$ is then

$$\nabla^2 f(\rho)(\Delta\rho) = \boxed{\widehat{\mathcal{G}}^\dagger(\log'[\widehat{\mathcal{G}}(\rho)](\widehat{\mathcal{G}}(\Delta\rho)))} - \boxed{\widehat{\mathcal{Z}}^\dagger(\log'[\widehat{\mathcal{Z}}(\rho)](\widehat{\mathcal{Z}}(\Delta\rho)))}.$$

⁶This follows from [24, Theorem 6.6], i.e., from $\text{relint}(AC) = A \text{relint}(C)$, where C is a conex set and $A : \mathbb{E}^n \rightarrow \mathbb{E}^m$ is a linear map.

Theorem 3.18. *Let f be as defined in (3.22) and let $\{\rho_i\}_i \subseteq \mathbb{H}_{++}^{n\rho}$ with $\rho_i \rightarrow \bar{\rho}$. If we have the convergence $\lim_i \nabla f(\rho_i) = \phi$, then*

$$\phi \in \partial f(\bar{\rho}).$$

Proof. The result follows from the characterization of the subgradient as containing the convex hull of all limits of gradients, e.g., [24, Theorem 25.6]. \square

4 Optimality Conditions, Bounding, GN Interior Point Method

In this section we apply a Gauss-Newton interior point approach to solve the model (3.22). We begin by presenting optimality conditions for the model (3.22) and then present the algorithm. We finish this section with some implementation heuristics followed by bounding strategies.

4.1 Optimality Conditions and Duality

We first obtain perturbed optimality conditions for (3.22) with positive barrier parameters. This is most often done by using a barrier function and adding terms such as $\mu_\rho \log \det(\rho)$ to the Lagrangian. After differentiation we obtain $\mu_\rho \rho^{-1}$ that we equate with the dual variable Z_ρ . After multiplying through by ρ we obtain the *perturbed complementarity equations* e.g., $Z_\rho \rho - \mu_\rho I = 0$.

Theorem 4.1. *Let L be the Lagrangian for (3.22), i.e.,*

$$L(\rho, y) = f(\rho) + \langle y, \Gamma_V(\rho) - \gamma_V \rangle, \quad y \in \mathbb{R}^{m_V}.$$

The following holds for problem (3.22).

1.

$$p^* = \max_y \min_{\rho \succeq 0} L(\rho, y).$$

2. *The Lagrangian dual of (3.22) is*

$$d^* = \max_{Z \succeq 0, y} \left(\min_{\rho} (L(\rho, y) - \langle Z, \rho \rangle) \right),$$

and strong duality holds for (3.22), i.e., $d^ = p^*$ and d^* is attained for some $(y, Z) \in \mathbb{R}^{m_V} \times \mathbb{H}_+^{n\rho}$.*

3. *The primal-dual pair $(\rho, (y, Z))$, with $\partial f(\rho) \neq \emptyset$, is optimal if, and only if,*

$$\begin{aligned} 0 &\in \partial f(\rho) + \Gamma_V^\dagger(y) - Z && \text{(dual feasibility)} \\ 0 &= \Gamma_V(\rho) - \gamma_V && \text{(linear primal feasibility)} \\ 0 &= \langle \rho, Z \rangle && \text{(complementary slackness)} \\ 0 &\preceq \rho, Z && \text{(semidefiniteness primal feasibility)}. \end{aligned} \tag{4.1}$$

Moreover, $\Gamma_V^\dagger(y) \succeq 0$, $\langle y, \gamma_V \rangle < 0$, for some y , implies that the primal (3.22) is infeasible.

4. *Let \mathcal{N}_{Γ_V} be injective with $\text{range}(\mathcal{N}_{\Gamma_V}) = \text{null}(\Gamma_V)$. Let ρ, y, Z satisfy the optimality conditions (4.1). Then the second order optimality condition for uniqueness at ρ is that*

$$\mathcal{N}_{\Gamma_V}^\dagger \nabla^2 f(\rho) \mathcal{N}_{\Gamma_V} \succ 0.$$

Proof. The dual in Item 2 is obtained from from standard min-max argument; See [3, Chapter 5].

$$\begin{aligned} d^* &= \max_y \min_{\rho \in \mathbb{H}_+^{n\rho}} L(\rho, y) = \max_y \left\{ L(\rho, y) : Z \in \partial f(\rho) + \Gamma_V^\dagger(y), Z \in (\mathbb{H}_+^{n\rho} - \rho)^\dagger \right\} \\ &= \max_{y, Z \succeq 0} \min_{\rho \in \mathbb{H}_+^{n\rho}} L(\rho, y) - \langle Z, \rho \rangle. \end{aligned}$$

That strong duality holds comes from our regularization process, i.e., the existence of a Slater point; see [21, Chapter 8].

Item 3 is the standard optimality conditions for convex programming, where the dual feasibility $0 \in \partial f(\rho) + \Gamma_V^\dagger(y) - Z$ holds from Theorem 3.18. The second-order sufficient conditions in Item 4 are standard; see [23, Chapter 12]. \square

4.1.1 Perturbed Optimality Conditions

Many interior-point based algorithms try to solve the optimality conditions (3.22) by solving a sequence of perturbed problems while driving the perturbation parameter $\mu \downarrow 0$. The parameter μ gives a measure of the duality gap. In this section, we present the perturbed optimality conditions for (QKD).

Theorem 4.2. *The barrier function for (3.22) with barrier parameter $\mu > 0$ is*

$$B_\mu(\rho, y) = f(\rho) + \langle y, \Gamma_V(\rho) - \gamma_V \rangle - \mu \log \det(\rho).$$

With $Z = \mu\rho^{-1}$ scaled to $Z\rho - \mu I = 0$, we obtain the perturbed optimality conditions for (3.22) at $\rho, Z \succ 0, y$:

$$\begin{aligned} \text{dual feasibility} \quad (\nabla B_\rho = 0) & : F_\mu^d = \nabla_\rho f(\rho) + \Gamma_V^\dagger(y) - Z = 0 \\ \text{primal feasibility} \quad (\nabla B_y = 0) & : F_\mu^p = \Gamma_V(\rho) - \gamma_V = 0 \\ \text{perturbed complementary slackness} & : F_\mu^c = Z\rho - \mu I = 0. \end{aligned} \quad (4.2)$$

In fact, for each $\mu > 0$ there is a unique primal-dual solution ρ_μ, y_μ, Z_μ satisfying (4.2). This defines the central path as $\mu \downarrow 0$. Moreover,

$$(\rho_\mu, y_\mu, Z_\mu) \xrightarrow{\mu \downarrow 0} (\rho, y, Z) \text{ satisfying (4.1).}$$

Proof. The optimality condition (4.2) follows from the necessary and sufficient optimality conditions of convex problem

$$\min_{\rho} \{ f(\rho) - \mu \log \det(\rho) : \Gamma_V(\rho) = \gamma_V \}$$

and setting $Z = \mu\rho^{-1}$. Note that B_μ is the Lagrangian function of this convex problem. For each $\mu > 0$ there exists a unique solution to (4.2) due to the strict convexity of the barrier term $-\mu \log \det(\rho)$ and boundedness of the level set of the objective. The standard log barrier argument [17, 23] and Theorem 3.18 together give the last claim. \square

Theorem 4.2 above provides an interior point path following method, i.e., for each $\mu \downarrow 0$ we solve the pertubed optimality conditions

$$F_\mu(\rho, y, Z) = \begin{bmatrix} \nabla_\rho f(\rho) + \Gamma_V^\dagger(y) - Z \\ \Gamma_V(\rho) - \gamma_V \\ Z\rho - \mu I \end{bmatrix} = 0, \quad \rho, Z \succ 0. \quad (4.3)$$

The question is how to do this efficiently. The nonlinear system is overdetermined as

$$F_\mu : \mathbb{H}^{n_\rho} \times \mathbb{R}^{m_V} \times \mathbb{H}^{n_\rho} \rightarrow \mathbb{H}^{n_\rho} \times \mathbb{R}^{m_V} \times \mathbb{C}^{n_\rho \times n_\rho}.$$

Therefore we cannot apply Newton's method directly because the linearization does not yield a square system.

4.2 Gauss-Newton Search Direction

To solve the optimality conditions (4.3), we consider the equivalent nonlinear least squares problem

$$\min_{\rho, Z > 0, y} g(\rho, y, Z) := \frac{1}{2} \|F_\mu(\rho, y, Z)\|^2 = \frac{1}{2} \|F_\mu^d(\rho, y, Z)\|_F^2 + \frac{1}{2} \|F_\mu^p(\rho)\|^2 + \frac{1}{2} \|F_\mu^c(\rho, Z)\|_F^2.$$

The Gauss-Newton method is a popular method for solving nonlinear least squares problems. The *Gauss-Newton direction*, d_{GN} , is the least squares solution of the linearization

$$F'_\mu(\rho, y, Z)d_{GN} = -F_\mu(\rho, y, Z),$$

where F'_μ denotes the Jacobian of F_μ .

Lemma 4.3. *Under a full rank assumption of $F'_\mu(\rho, y, Z)$, we get*

$$d_{GN} = -((F'_\mu)^\dagger(\rho, y, Z)F'_\mu(\rho, y, Z))^{-1}(F'_\mu(\rho, y, Z))^\dagger F_\mu(\rho, y, Z).$$

Moreover, if $\nabla g(\rho, y, Z) \neq 0$, then d_{GN} is a descent direction for g .

Proof. The gradient of g is, omitting the variables,

$$\nabla g = (F'_\mu)^\dagger(F_\mu);$$

and the Gauss-Newton direction is the least squares solution of the linearization $F'_\mu d_{GN} = -F_\mu$, i.e., under a full rank assumption, we get the solution from the normal equations as

$$d_{GN} = -((F'_\mu)^\dagger F'_\mu)^{-1}(F'_\mu)^\dagger F_\mu.$$

We see that the inner product with the gradient is indeed negative, hence a descent direction. \square

We now give an explicit representation of the linearized system for (4.3). We define the (right/left matrix multiplication) linear maps

$$\mathcal{M}_Z, \mathcal{M}_\rho : \mathbb{H}^{n_\rho} \rightarrow \mathbb{C}^{n_\rho \times n_\rho}, \quad \mathcal{M}_Z(\Delta X) = Z\Delta X, \mathcal{M}_\rho(\Delta X) = \Delta X\rho.$$

Then the linearization of (4.3) is

$$F'_\mu d_{GN} = \begin{bmatrix} \nabla^2 f(\rho)\Delta\rho + \Gamma_V^\dagger(\Delta y) - \Delta Z \\ \Gamma_V(\Delta\rho) \\ Z\Delta\rho + \Delta Z\rho \end{bmatrix} = \begin{bmatrix} \nabla^2 f(\rho) & \Gamma_V^\dagger & -I \\ \Gamma_V & & \\ \mathcal{M}_Z & & \mathcal{M}_\rho \end{bmatrix} \begin{pmatrix} \Delta\rho \\ \Delta y \\ \Delta Z \end{pmatrix} \approx -F_\mu. \quad (4.4)$$

We emphasize that the last term is in $\mathbb{C}^{n_\rho \times n_\rho}$ and the system is overdetermined. The adjoints of $\mathcal{M}_Z, \mathcal{M}_\rho$ are discussed in Section 2.3, Lemmas 2.1 and 2.2. Solving the system (4.4), we obtain the **GN-direction**, $d_{GN} \in \mathbb{H}^{n_\rho} \times \mathbb{R}^{m_V} \times \mathbb{H}^{n_\rho}$.

4.3 Projected Gauss-Newton Directions

The **GN** direction in (4.4) solves a relatively large overdetermined linear least squares system and does not explicitly exploit the zero blocks. We now proceed to take advantage of the special structure of the linear system.

4.3.1 First Projected Gauss-Newton Direction

Given the system (4.4), we can make a substitution for ΔZ using the first block equation

$$\Delta Z = F_\mu^d + \nabla^2 f(\rho) \Delta \rho + \Gamma_V^\dagger(\Delta y). \quad (4.5)$$

This leaves the two blocks of equations

$$\begin{aligned} (F_\mu^{pc})' \begin{pmatrix} \Delta \rho \\ \Delta y \end{pmatrix} &= \begin{bmatrix} \Gamma_V(\Delta \rho) \\ Z \Delta \rho + \left(\nabla^2 f(\rho) \Delta \rho + \Gamma_V^\dagger(\Delta y) \right) \rho \end{bmatrix} \\ &= \begin{bmatrix} \Gamma_V & \\ \mathcal{M}_Z + \mathcal{M}_\rho \nabla^2 f(\rho) & \mathcal{M}_\rho \Gamma_V^\dagger \end{bmatrix} \begin{pmatrix} \Delta \rho \\ \Delta y \end{pmatrix} \\ &\approx - \begin{bmatrix} F_\mu^p \\ F_\mu^c + F_\mu^d \rho \end{bmatrix}, \end{aligned}$$

where the superscript in F_μ^{pc} stands for the primal and complementary slackness constraints.

The adjoint equation follows:

$$\left[(F_\mu^{pc})' \right]^\dagger \begin{pmatrix} r_p \\ R_c \end{pmatrix} = \begin{bmatrix} \Gamma_V^\dagger & \mathcal{M}_Z^\dagger + \nabla^2 f(\rho) \mathcal{M}_\rho^\dagger \\ 0 & \Gamma_V \mathcal{M}_\rho^\dagger \end{bmatrix} \begin{pmatrix} r_p \\ R_c \end{pmatrix}.$$

In addition, we can evaluate the condition number of the system using $\left((F_\mu^{pc})' \right)^\dagger (F_\mu^{pc})'$. Note that we include the adjoints as they are needed for matrix free methods that exploit sparsity.

4.3.2 Second Projected Gauss-Newton Direction

We can further reduce the size of the linear system by making further variable substitutions. Recall that in Section 4.3.1 we solve the system with a variable in $\mathbb{H}^{n_\rho} \times \mathbb{R}^{m_V}$, i.e., $n_\rho^2 + m_V$ number of unknowns. In this section, we make an additional substitution using the second block equation in (4.4) and reduce the number of the unknowns to n_ρ^2 .

Theorem 4.4. *Let $\hat{\rho} \in \mathbb{H}^{n_\rho}$ be a feasible point for $\Gamma_V(\cdot) = \gamma_V$. Let $\mathcal{N}^\dagger : \mathbb{R}^{n_\rho^2 - m_V} \rightarrow \mathbb{H}^{n_\rho}$ be an injective linear map in adjoint form so that, again by abuse of notation and redefining the primal residual, we have the nullspace representation:*

$$F_\mu^p = \Gamma_V(\rho) - \gamma_V \iff F_\mu^p = \mathcal{N}^\dagger(v) + \hat{\rho} - \rho, \text{ for some } v.$$

Then the second projected **GN** direction, $d_{GN} = \begin{pmatrix} \Delta v \\ \Delta y \end{pmatrix}$, is found from the least squares solution of

$$\boxed{[Z \mathcal{N}^\dagger(\Delta v) + \nabla^2 f(\rho) \mathcal{N}^\dagger(\Delta v) \rho] + [\Gamma_V^\dagger(\Delta y) \rho] = -F_\mu^c - Z F_\mu^p - (F_\mu^d + \nabla^2 f(\rho) F_\mu^p) \rho.} \quad (4.6)$$

Proof. Using the new primal feasibility representation, the perturbed optimality conditions in (4.3) become:

$$F_\mu(\rho, v, y, Z) = \begin{bmatrix} F_\mu^d \\ F_\mu^p \\ F_\mu^c \end{bmatrix} = \begin{bmatrix} \nabla_\rho f(\rho) + \Gamma_V^\dagger(y) - Z \\ \mathcal{N}^\dagger(v) + \hat{\rho} - \rho \\ Z\rho - \mu I \end{bmatrix} = 0, \quad \rho, Z \succ 0. \quad (4.7)$$

After linearizing the system (4.7) we use the following to find the **GN** search direction:

$$F_\mu' d_{GN} = \begin{bmatrix} \nabla^2 f(\rho)\Delta\rho + \Gamma_V^\dagger(\Delta y) - \Delta Z \\ \mathcal{N}^\dagger(\Delta v) - \Delta\rho \\ Z\Delta\rho + \Delta Z\rho \end{bmatrix} \approx -F_\mu.$$

From the first block equation we have

$$\begin{aligned} \Delta Z &= F_\mu^d + \nabla^2 f(\rho)\Delta\rho + \Gamma_V^\dagger(\Delta y) \\ &= F_\mu^d + \nabla^2 f(\rho)(F_\mu^p + \mathcal{N}^\dagger(\Delta v)) + \Gamma_V^\dagger(\Delta y). \end{aligned}$$

From the second block equation, we have

$$\Delta\rho = F_\mu^p + \mathcal{N}^\dagger(\Delta v).$$

Substituting ΔZ and $\Delta\rho$ into $Z\Delta\rho + \Delta Z\rho$ gives

$$\begin{aligned} Z\Delta\rho + \Delta Z\rho &= Z(F_\mu^p + \mathcal{N}^\dagger(\Delta v)) + \left[F_\mu^d + \nabla^2 f(\rho)(F_\mu^p + \mathcal{N}^\dagger(\Delta v)) + \Gamma_V^\dagger(\Delta y) \right] \rho \\ &= \left[Z\mathcal{N}^\dagger(\Delta v) + \nabla^2 f(\rho)\mathcal{N}^\dagger(\Delta v)\rho \right] + \left[\Gamma_V^\dagger(\Delta y)\rho \right] + ZF_\mu^p + (F_\mu^d + \nabla^2 f(\rho)F_\mu^p)\rho. \end{aligned}$$

Rearranging the terms, the third block equation becomes

$$\begin{aligned} F_\mu^{c'} \begin{pmatrix} \Delta v \\ \Delta y \end{pmatrix} &= \left[Z\mathcal{N}^\dagger(\Delta v) + \nabla^2 f(\rho)\mathcal{N}^\dagger(\Delta v)\rho \right] + \left[\Gamma_V^\dagger(\Delta y)\rho \right] \\ &= -F_\mu^c - ZF_\mu^p - (F_\mu^d + \nabla^2 f(\rho)F_\mu^p)\rho. \end{aligned}$$

□

The matrix representation of (4.6) is presented in Appendix B.3. It is easy to see that the adjoint satisfying $\langle F_\mu^{c'}(d_{GN}), R_c \rangle = \langle d_{GN}, (F_\mu^{c'})^\dagger(R_c) \rangle$ now follows:

$$(F_\mu^{c'})^\dagger(R_c) = \begin{bmatrix} \mathcal{N} \text{Hvec } \mathcal{M}_Z^\dagger + \mathcal{N} \nabla^2 f(\rho) \text{Hvec } \mathcal{M}_\rho^\dagger \\ \Gamma_V \mathcal{M}_\rho^\dagger \end{bmatrix} (R_c).$$

After solving the system (4.6), we make back substitutions to recover the original variables. In other words, once we get $(\Delta v, \Delta y)$ from solving (4.6), we obtain $(\Delta\rho, \Delta y, \Delta Z)$ using the original system:

$$\Delta\rho = F_\mu^p + \mathcal{N}^\dagger(\Delta v), \quad \Delta Z = F_\mu^d + \nabla^2 f(\rho)(F_\mu^p + \mathcal{N}^\dagger(\Delta v)) + \Gamma_V^\dagger(\Delta y).$$

Theorem 4.5 below illustrates cases where we maintain the exact primal feasibility.

Theorem 4.5. *Let α be a steplength and consider the update*

$$\rho_+ \leftarrow \rho + \alpha\Delta\rho = \rho + F_\mu^p + \alpha\mathcal{N}^\dagger(\Delta v).$$

1. *If a steplength one is taken ($\alpha = 1$), then the new primal residual is exact, i.e.,*

$$F_\mu^p = \mathcal{N}^\dagger(v_+) + \hat{\rho} - \rho_+ = 0.$$

2. Suppose that the exact primal feasibility is achieved. Then the primal residual is 0 throughout the iterations regardless of the steplength.

Proof. If a steplength one is taken for updating

$$\rho_+ \leftarrow \rho + \Delta\rho = \rho + F_\mu^p + \mathcal{N}^\dagger(\Delta v),$$

then the new primal residual

$$\begin{aligned} (F_\mu^p)_+ &= \mathcal{N}^\dagger(v_+) + \hat{\rho} - \rho_+ \\ &= \mathcal{N}^\dagger(v + \Delta v) + \hat{\rho} - \rho - F_\mu^p - \mathcal{N}^\dagger(\Delta v) \\ &= \mathcal{N}^\dagger(v) + \hat{\rho} - \rho - \mathcal{N}^\dagger(v) - \hat{\rho} + \rho \\ &= 0. \end{aligned}$$

In other words, as for Newton's method, a step length of one implies that the new residuals are zero for linear equations.

We can now change the line search to maintain $\rho_+ = \mathcal{N}^\dagger(v + \alpha\Delta v) - \hat{\rho} \succ 0$ and preserve exact primal feasibility. Assume that $F_\mu^p = 0$.

$$\rho_+ \leftarrow \rho + \alpha\Delta\rho = \rho + \alpha(F_\mu^p + \mathcal{N}^\dagger(\Delta v)) = \rho + \alpha\mathcal{N}^\dagger(\Delta v)$$

Now, we see that

$$\Gamma_V(\rho_+) = \Gamma_V(\rho + \alpha\mathcal{N}^\dagger(\Delta v)) = \Gamma_V(\rho) = \gamma,$$

where the last equality follows from the exact feasibility assumption. \square

4.4 Projected Gauss-Newton Primal-Dual Interior Point Algorithm

We now present the pseudocode for the Gauss-Newton primal-dual interior point method. Algorithm 1 is summarized as follow; it is a series of solving the over-determined linear system (4.6) while decreasing the perturbation parameter $\mu \downarrow 0$ and maintaining the positive definiteness of ρ, Z .

Algorithm 1 Projected Gauss-Newton Interior Point Algorithm for (QKD)

Require: $\hat{\rho} \succ 0, \mu \in \mathbb{R}_{++}, \eta \in (0, 1)$
while stopping criteria is not met **do**
 solve (4.6) for $(\Delta v, \Delta y)$
 $\Delta\rho = F_\mu^p + \mathcal{N}^\dagger(\Delta v)$
 $\Delta Z = F_\mu^d + \nabla^2 f(\rho)(F_\mu^p + \mathcal{N}^\dagger(\Delta v)) + \Gamma_V^\dagger(\Delta y)$
 choose steplength α
 $(\rho, y, Z) \leftarrow (\rho, y, Z) + \alpha(\Delta\rho, \Delta y, \Delta Z)$
 $\mu \leftarrow \langle \rho, Z \rangle / n_\rho; \mu \leftarrow \eta\mu$
end while

4.5 Implementation Heuristics

We now discuss the implementation details. This involves preprocessing for a nullspace representation and preconditioning. The details follow.

4.5.1 Stopping Criteria

We terminate the algorithm when the optimality condition (4.3) is approximately satisfied. Denote the residual in Theorem 4.4 by

$$\text{RHS} = -F_\mu^c - ZF_\mu^p - \left(F_\mu^d + \nabla^2 f(\rho)F_\mu^p\right) \rho,$$

and the denominator term by

$$\text{denom} = 1 + \frac{1}{2} \min \{ \|\rho\| + \|Z\|, |\text{bestub}| + |\text{bestlb}| \}.$$

Then

$$\text{relstopgap} = \frac{1}{\text{denom}} \max \{ \text{bestub} - \text{bestlb}, \|\text{RHS}\| \}. \quad (4.8)$$

In other words, for a pre-defined tolerance ϵ , we terminate the algorithm when the $\text{relstopgap} < \epsilon$. If the algorithm computes lower and upper bounds of the optimal value throughout its execution, we may terminate the algorithm when the gap between lower and upper bounds is within ϵ . Finally, a common way to terminate an algorithm is to impose restrictions on the running time, e.g., setting an upper bound on the number of iterations or the physical running time.

4.5.2 GN Direction using Sparse Nullspace Representation

We let $r = \text{Hvec}(\rho)$, and construct a matrix representation H for the Hessian, and a matrix representation M for the linear constraints that includes a permutation of rows and columns rp, cp with inverse column permutation icp , so that

$$r = \text{Hvec}(\rho) : \quad r(cp) = P_{cp}r, \quad r = P_{icp}r(cp), \quad P_{cp}P_{icp} = P_{icp}P_{cp} = I, \quad P_{icp} = P_{cp}^T.$$

We can ignore the row permutations. We have

$$\begin{aligned} \Gamma_V(\rho) &= (\Gamma_V \text{HMat}) \text{Hvec}(\rho) \\ &= (\Gamma_V \text{HMat}) P_{icp} P_{cp} \text{Hvec}(\rho) \\ &= (P_{cp} (\Gamma_V \text{HMat})^T)^T P_{cp} \text{Hvec}(\rho) \\ &= M r(cp) \\ &= M P_{cp} \text{Hvec}(\rho). \end{aligned}$$

We now get the nullspace representation:

$$\hat{r} = \text{Hvec}(\hat{\rho}); \quad \Gamma_V(\hat{\rho}) = M \hat{r}(cp) = \gamma_V, \quad M = [B \quad E], \quad N^\dagger = \begin{bmatrix} B^{-1}E \\ -I \end{bmatrix};$$

$$r = \text{Hvec}(\rho) : \quad \Gamma_V(\rho) = \gamma_V \iff \mathcal{M}_{\Gamma_V} P_{cp} r = \gamma_V \iff r = \hat{r} + P_{icp} N^\dagger(w), \quad \text{for some } w. \quad (4.9)$$

The permutation of rows and columns are done in order to obtain a simple, near triangular, well conditioned B so that $B^{-1}E$ can be done simply and maintain sparsity if possible. The permutation of the rows does not affect the problem and we can ignore it. However the permutation of the columns cannot be ignored. We get the following

$$\mathcal{N}^\dagger(v) = \text{HMat} \left(P_{icp} N^\dagger(v) \right), \quad \Gamma_V^\dagger(\Delta y) = P_{icp} M(\Delta y), \quad \nabla^2 f(\rho) \mathcal{N}^\dagger(\Delta v) = \text{HMat} \left(H P_{icp} N^\dagger(\Delta v) \right).$$

By abuse of notation, the Gauss-Newton direction $d_{GN} \in \mathbb{R}^{n_\rho^2}$ can now be found from:

$$\begin{aligned} F_\mu^c d_{GN} &= Z \text{HMat} \left(P_{icp} N^\dagger(\Delta v) \right) + \left(\text{HMat} \left(\nabla^2 f(\rho) (P_{icp} N^\dagger(\Delta v)) \right) + \Gamma_V^\dagger(\Delta y) \right) \rho \\ &= \left[\mathcal{M}_Z \left(\text{HMat} \left(P_{icp} N^\dagger(\cdot) \right) \right) + \mathcal{M}_\rho \left(\text{HMat} \left(\nabla^2 f(\rho) P_{icp} N^\dagger(\cdot) \right) \right) \quad \mathcal{M}_\rho \Gamma_V^\dagger \cdot \right] \begin{pmatrix} \Delta v \\ \Delta y \end{pmatrix} \quad (4.10) \\ &= -(F_\mu^c + F_\mu^d \rho + Z F_\mu^p) - (\nabla^2 f(\rho) (F_\mu^p)) \rho. \end{aligned}$$

4.5.3 Preconditioning

The overdetermined linear system in (4.10) can be ill-conditioned. We use diagonal preconditioning, i.e., we let $d_i = \|F_\mu^{cl}(e_i)\|$, for unit vectors e_i and then column precondition using

$$F_\mu^{cl} \leftarrow F_\mu^{cl} \text{Diag}(d)^{-1}.^7$$

This diagonal preconditioning has been shown to be the optimal diagonal preconditioning for the so-called Ω -condition number, [10]. It performs exceptionally well in our tests below.

4.5.4 Step Lengths

The **GN** method is based on a linearization that suggests a steplength of one. However, long step methods are known to be more efficient in practice for interior point methods for linear **SDPs**. Typically steplengths are found using backtracking to ensure primal-dual positive definiteness of ρ, Z .

In our case we do not have a linear objective and we typically experience Maratos type situations, i.e., we get fast convergence for primal feasibility but slow and no convergence for dual feasibility. However, we do have the gradient and Hessian of the objective function and therefore can minimize the quadratic model for the objective function in the search direction $\Delta\rho$

$$\min_{\alpha} f(\rho) + \alpha \langle \nabla f(\rho), \Delta\rho \rangle + \frac{1}{2} \alpha^2 \langle \Delta\rho \nabla^2 f(\rho), \Delta\rho \rangle, \quad \alpha^* = -\langle \nabla f(\rho), \Delta\rho \rangle / \langle \Delta\rho, \nabla^2 f(\rho) \Delta\rho \rangle.$$

Therefore, we begin the backtracking with this step.

Moreover, we take a steplength of one as soon as possible, and only after this do we allow steplengths larger than one. This means that exact primal feasibility holds for all further steps. This happens relatively early for our numerical tests.

4.6 Dual and Bounding

We first look at upper bounds⁸ found from feasible solutions in Proposition 4.6. Then we use the dual program to provide provable lower bounds for the **FR** problem (1.1) thus providing lower bounds for the original problem with the accuracy of **FR**.

4.6.1 Upper Bounds

A trivial upper bound is obtained as soon as we have a primal feasible solution $\hat{\rho}$ by evaluating the objective function. Our algorithm is a primal-dual *infeasible* interior point approach. Therefore we typically have approximate linear feasibility $\Gamma_V(\hat{\rho}) \approx \gamma_V$; though we do maintain positive definiteness $\hat{\rho} \succ 0$ throughout the iterations. Therefore, once we are close to feasibility we can project onto the affine manifold and hopefully maintain positive definiteness, i.e., we apply iterative refinement by finding the projection

$$\min_{\rho} \left\{ \frac{1}{2} \|\rho - \hat{\rho}\|^2 : \Gamma_V(\rho) = \gamma_V \right\}.$$

⁷The MATLAB command is: $d_{GN} = ((F_\mu^{cl} / \text{Diag}(d)) \backslash \text{RHS}) ./ d$.

⁸Our discussion about upper bounds here is about upper bounds for the given optimization problem, which are not necessarily key rate upper bounds of the QKD protocol under study. This is because the constraints that one feeds into the algorithm might not use all the information available to constrain Eve's attacks.

Proposition 4.6. *Let $\hat{\rho} \succ 0$, $F_\mu^p = \Gamma_V(\hat{\rho}) - \gamma_V$. Then*

$$\rho = \hat{\rho} - \Gamma_V^{-1} F_\mu^p = \underset{\rho}{\operatorname{argmin}} \left\{ \frac{1}{2} \|\rho - \hat{\rho}\|^2 : \Gamma_V(\rho) = \gamma_V \right\},$$

where we denote Γ_V^{-1} , generalized inverse. If $\rho \succeq 0$, then $p^* \leq f(\rho)$. \square

In our numerical experiments below we see that we obtain valid upper bounds starting in the early iterations and, as we use a Newton type method, we maintain exact primal feasibility throughout the iterations resulting in a zero primal residual, and no further need for the projection. As discussed above, we take a step length of one as soon as possible. This means that exact primal feasibility holds for the remaining iterations and we keep improving the upper bound at each iteration.

4.6.2 Lower Bounds for FR Problem

Facial reduction for the affine constraint means that the corresponding feasible set of the original problem lies within the minimal face $V_\rho \mathbb{H}_+^{n_\rho} V_\rho^\dagger$ of the semidefinite cone. Since we maintain positive definiteness for ρ, Z during the iterations, we can obtain a lower bound using weak duality. Note that $\rho \succ 0$ implies that the gradient $\nabla f(\rho)$ exists.

Corollary 4.7 (lower bound for **FR** (3.22)). *Consider the problem (3.22). Let $\hat{\rho}, \hat{y}$ be a primal-dual iterate with $\hat{\rho} \succ 0$. Let*

$$\bar{Z} = \nabla f(\hat{\rho}) + \Gamma_V^\dagger(\hat{y}).$$

If $\bar{Z} \succeq 0$, then a lower bound for problem (3.22) is

$$p^* \geq f(\hat{\rho}) + \langle \hat{y}, \Gamma_V(\hat{\rho}) - \gamma_V \rangle - \langle \hat{\rho}, \bar{Z} \rangle.$$

Proof. Consider the dual problem

$$d^* = \max_{y, Z \succeq 0} \min_{\rho \in \mathbb{H}^{n_\rho}} L(\rho, y) - \langle Z, \rho \rangle.$$

We now have dual feasibility

$$\bar{Z} \succeq 0, \nabla f(\hat{\rho}) + \Gamma_V^\dagger(\hat{y}) - \bar{Z} = 0 \implies \hat{\rho} \in \underset{\rho}{\operatorname{argmin}} L(\rho, \hat{y}) - \langle \bar{Z}, \rho \rangle.$$

Since we have dual feasibility, weak duality in Theorem 4.1, Item 2 as stated in the dual problem above yields the result. \square

Remark 4.8. *We note that the lower bound in Corollary 4.7 is a simplification of the approach in [29], where after a near optimal solution is found, a dual problem of a linearized problem is solved using CVX in MATLAB. Then a strong duality theorem is assumed to hold and is applied along with a linearization of the objective function. Here we do not assume strong duality, though it holds for the facially reduced problem. And we apply weak duality to get a theoretically guaranteed lower bound.*

*We emphasize that this holds within the margin of error of the **FR**. Recall that we started with the problem in (2.2). If we only apply the accurate **FR** based on spectral decompositions, then the lower bound from Corollary 4.7 is accurate and theoretically valid up to the accuracy of the spectral decompositions.⁹ In fact, in our numerics, we can obtain tiny gaps of order 10^{-13}*

⁹Note that the condition number of the spectral decomposition of Hermitian matrices is 1; see e.g., [9].

when requested; and we have never encountered a case where the lower bound is greater than the upper bound. Thus the bound applies to our original problem as well. Greater care must be taken if we had to apply **FR** to the entire constraint $\Gamma(\rho) = \gamma$. The complexity of **SDP** feasibility is still not known. Therefore, the user should be aware of the difficulties if the full **FR** is done.

A corresponding result for a lower bound for the original problem is given in Corollary 4.9.

4.6.3 Lower Bounds for the Original Problem

We can also obtain a lower bound for the case where **FR** is performed with some error. Recall that we assume that the original problem (2.2) is feasible. We follow the same arguments as in Section 4.6.2 but apply it to the original problem. All that changes is that we have to add a small perturbation to the optimum $V_\rho \hat{R} V_\rho^\dagger$ from the **FR** problem in order to ensure a positive definite ρ for differentiability. The exposing vector from **FR** process presents an intuitive choice for the perturbation.

Corollary 4.9. *Consider the original problem (2.2) and the results from the theorem of the alternative, Lemma 2.6, for fixed y :*

$$0 \neq W = \Gamma^\dagger(y) \succeq 0, \quad \gamma^\dagger y = \epsilon_\gamma, \quad \epsilon_\gamma \geq 0. \quad (4.11)$$

Let the orthogonal spectral decomposition be

$$W = [V \quad N] \begin{bmatrix} D_\delta & 0 \\ 0 & D_{>} \end{bmatrix} [V \quad N]^\dagger, \quad D_{>} \in \mathbb{S}_{++}^r.$$

Let $0 \preceq \eta \approx W$ be the (approximate) exposing vector obtained as the nearest rank r positive semidefinite matrix to W ,

$$W = ND_{>}N^\dagger + VD_\delta V^\dagger = \eta + VD_\delta V^\dagger.$$

Let \hat{R}, \hat{y} be a primal-dual iterate for the **FR** problem, with $\hat{R} \succ 0$. Add a small perturbation matrix $\Phi \succ 0$ to guarantee that the approximate optimal solution

$$\hat{\rho}_\phi = V\hat{R}V^\dagger + N\Phi N^\dagger \succ 0.$$

Without loss of generality, let \hat{y} be a dual variable for (2.2), adding zeros to extend the given vector if needed. Set

$$\bar{Z}_\phi = \nabla f(\hat{\rho}_\phi) + \Gamma^\dagger(\hat{y}). \quad (4.12)$$

If $\bar{Z}_\phi \succeq 0$, then a lower bound for the original problem (2.2) is

$$p^* \geq f(\hat{\rho}_\phi) + \langle \hat{y}, \Gamma(\hat{\rho}_\phi) - \gamma \rangle - \langle \hat{\rho}_\phi, \bar{Z}_\phi \rangle. \quad (4.13)$$

Proof. By abuse of notation, we let f, L be the objective function and Lagrangian for (2.2). Consider the dual problem

$$d^* = \max_{y, Z \succeq 0} \min_{\rho \in \mathbb{H}^n} (L(\rho, y) - \langle Z, \rho \rangle).$$

We now have dual feasibility

$$\bar{Z}_\phi \succeq 0, \quad \nabla f(\hat{\rho}_\phi) + \Gamma^\dagger(\hat{y}) - \bar{Z}_\phi = 0 \implies \hat{\rho}_\phi \in \underset{\rho}{\operatorname{argmin}} (L(\rho, \hat{y}) - \langle \bar{Z}_\phi, \rho \rangle).$$

Since we have dual feasibility, weak duality in Theorem 4.1, Item 2 as stated in the dual problem above yields the result. \square

Remark 4.10. We note that (4.12) with \bar{Z}_ϕ is dual feasibility (stationarity of the Lagrangian) for an optimal $\hat{\rho}_\phi$. Therefore, under continuity arguments, we expect $\bar{Z}_\phi \succeq 0$ to hold as well.

In addition, for implementation we need to be able to evaluate $\nabla f(\hat{\rho}_\phi)$. Therefore, we need to form the positive definite preserving maps $\hat{\mathcal{G}}, \hat{\mathcal{Z}}$, but without performing **FR** on the feasible set. That we can do this accurately using a spectral decomposition follows from Lemma 3.10.

5 Numerical Testing

We compare our algorithm to other algorithms by considering six **QKD** protocols including four variants of the Bennett-Brassard 1984 (BB84) protocol, twin-field **QKD** and discrete-modulated continuous-variable **QKD**. In Appendix C we include the descriptions of protocol examples that we use to generate instances for the numerical tests.

We continue with the tests in Sections 5.1 to 5.3. This includes security analysis of some selected **QKD** protocols and comparative performances among different algorithms. In particular, in Section 5.1, we compare the results obtained by our algorithm with the analytical results for selected test examples where tight analytical results can be obtained. In Section 5.2, we present results where it is quite challenging for the previous method in [29] to produce tight lower bounds. In particular, we consider the discrete-modulated continuous-variable **QKD** protocol and compare results obtained in [18]. In Section 5.3, we compare performances among different algorithms in terms of accuracy and running time.

5.1 Comparison between the Algorithmic Lower Bound and the Theoretical Key Rate

We compare results from instances for which there exist tight analytical key rate expressions to demonstrate that our Gauss-Newton method can achieve high accuracy with respect to the analytical key rates. There are known analytical expressions for entanglement-based BB84, prepare-and-measure BB84 as well as measurement-device-independent BB84 variants mentioned in Appendix C. We take the measurement-device-independent BB84 as an example since it involves the largest problem size among these three examples and therefore more numerically challenging. In Figure 5.1, we present instances with different choices of parameters for data generation. The instances are tested with a desktop computer that runs with the operating system Ubuntu 18.04.4 LTS, MATLAB version 2019a, Intel Xeon CPU E5-2630 v3 @ 2.40GHz \times 32 and 125.8 Gigabyte memory. We set the tolerance $\epsilon = 10^{-12}$ for the Gauss-Newton method.

In Figure 5.1, the numerical lower bounds from the Gauss-Newton method are close to the analytical results to at least 12 decimals and in many cases they agree up to 15 decimals.

As noted in Appendix C.5, analytical results are also known when the channel noise parameter ξ is set to zero since in this case, one may argue the optimal eavesdropping attack is the generalized beam splitting attack. This means the feasible set contains essentially a single ρ up to unitaries. Since our objective function is unitary invariant, one can analytically evaluate the key rate expression. In Figure 5.2, we compare the results from the Gauss-Newton method with the analytical key rate expressions for different choices of distances L (See Appendix C.5 for the description about instances of this protocol example). These instances were run in the same machine as in Figure 5.1. We set the tolerance $\epsilon = 10^{-9}$ for the Gauss-Newton method.

5.2 Solving Numerically Challenging Instances

We show results where the Frank-Wolfe method without **FR** has difficulties in providing tight lower bounds in certain instances. In Figure 5.2, we plot results obtained previously in [18, Figure

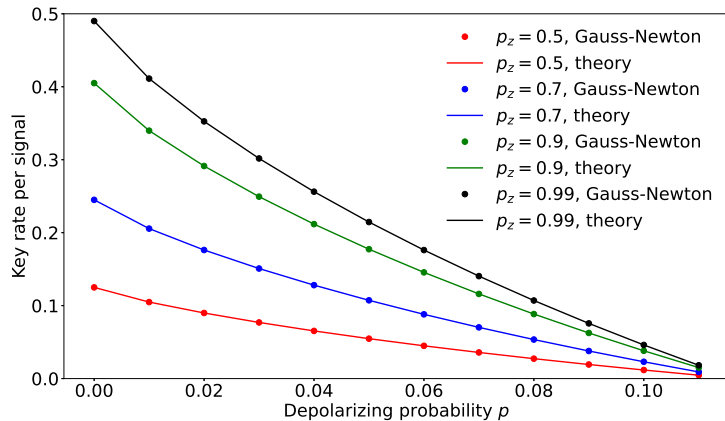


Figure 5.1: Comparisons of key rate for measurement-device-independent BB84 (Appendix C.3) between our Gauss-Newton method and the known analytical key rate.

2(b)] by the Frank-Wolfe method without **FR**. In particular, results from Frank-Wolfe method have visible differences from the analytical results starting from distance $L = 60$ km. In addition the lower bounds are quite loose once the distance reaches 150 km. In fact, there are points like the one around 180 km where the Frank-Wolfe method cannot produce nontrivial (nonzero) lower bounds. On the other hand, the Gauss-Newton method provides much tighter lower bounds.

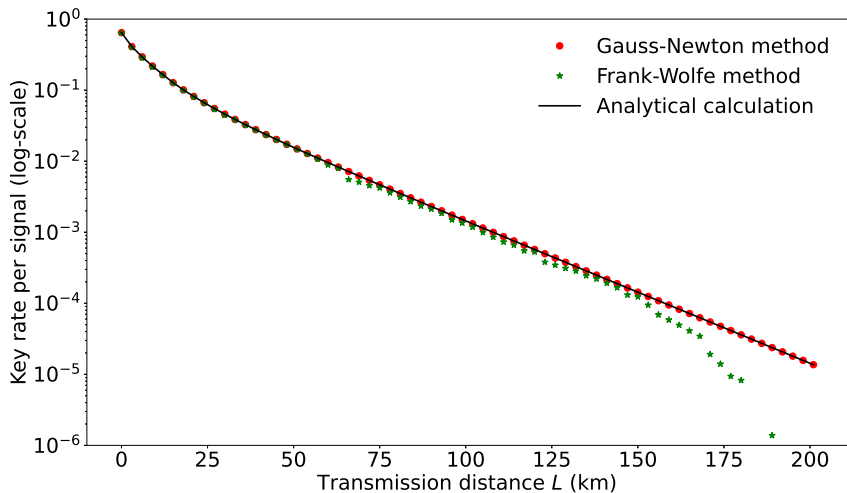


Figure 5.2: Comparison of key rate for discrete-modulated continuous-variable QKD (Appendix C.5) among our Gauss-Newton method, the Frank-Wolfe method and analytical key rate for the noise $\xi = 0$ case.

In Figure 5.3, we show another example to demonstrate the advantages of our method. These instances were run in the same machine as in Figure 5.2. For this discrete-phase-randomized BB84 protocol with 5 discrete global phases (see Appendix C.6 for more descriptions), the previous Frank-Wolfe method was unable to find nontrivial lower bounds. This is because the previous method can only achieve an accuracy around 10^{-3} for this problem due to the problem size. This is insufficient to produce nontrivial lower bounds for many instances since the key rates are on the order of 10^{-3} or lower as shown in Figure 5.3. On the other hand, due to high accuracy of our

method, we can obtain meaningful key rates. The advantage of high accuracy achieved by our method enables us to perform security analysis for protocols that involve previously numerically challenging problems. Like the discrete-phase-randomized BB84 protocol, these protocols involve more signal states, which lead to higher-dimensional problems.

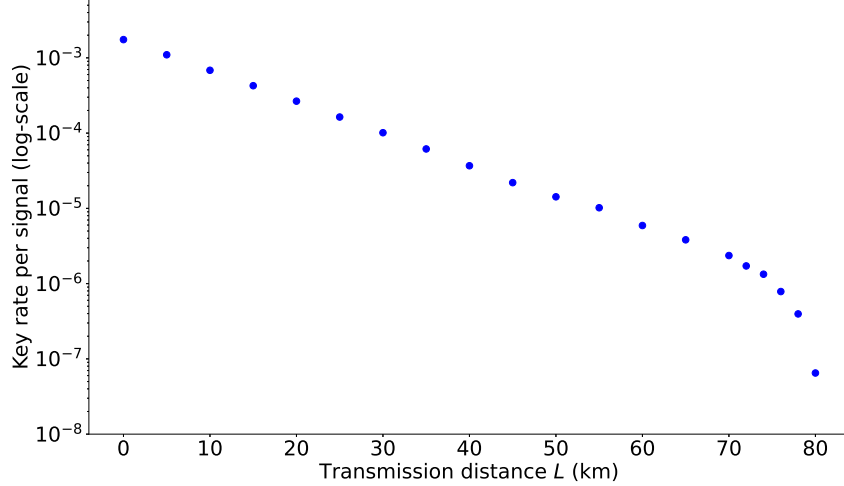


Figure 5.3: Key rate for discrete-phase-randomized BB84 (Appendix C.6) with the number of discrete global phases $c = 5$. In this plot, the coherent state amplitude is optimized for each distance by a simple coarse-grained search over the parameter regime.

5.3 Comparative Performance

In this section we examine the comparative performance among three algorithms; the Gauss-Newton method, the Frank-Wolfe method and cvxquad. The Gauss-Newton method refers to the algorithm developed throughout this paper. The Frank-Wolfe method refers to the algorithm developed in [29] and cvxquad is developed in [13]. We use Table 5.1 to present detailed reports on some selected instances. More numerics are reported throughout Tables C.1 to C.6 in Appendix C.7.

The instances are tested with MATLAB version 2020a using Dell PowerEdge R640 Two Intel Xeon Gold 6244 8-core 3.6 GHz (Cascade Lake) with 192 Gigabyte memory. For the instances corresponds to the DMCV protocol, we used the tolerance $\epsilon = 10^{-9}$ and the tolerance $\epsilon = 10^{-12}$ was used for the remaining instances. The maximum number of iteration was set to 80.

| Problem Data | | | Gauss-Newton | | Frank-Wolfe with FR | | Frank-Wolfe w/o FR | | cvxquad with FR | |
|--------------|--------------------|----------|--------------|--------|---------------------|---------|--------------------|---------|-----------------|---------|
| protocol | parameter | size | gap | time | gap | time | gap | time | gap | time |
| ebBB84 | (0.50,0.05) | (4,16) | 5.98e-13 | 0.63 | 1.01e-04 | 84.39 | 1.17e-04 | 94.71 | 5.46e-01 | 216.37 |
| ebBB84 | (0.90,0.07) | (4,16) | 2.33e-13 | 0.25 | 2.32e-04 | 85.09 | 2.54e-04 | 113.20 | 7.39e-01 | 647.60 |
| pmBB84 | (0.50,0.05) | (8,32) | 5.51e-13 | 0.24 | 3.13e-05 | 1.85 | 6.47e-04 | 1.47 | 5.26e-01 | 170.12 |
| pmBB84 | (0.90,0.07) | (8,32) | 1.01e-12 | 0.17 | 7.31e-05 | 1.04 | 6.25e-04 | 31.77 | 6.84e-01 | 235.89 |
| mdiBB84 | (0.50,0.05) | (48,96) | 7.86e-13 | 1.08 | 9.62e-05 | 1.54 | 5.39e-04 | 134.79 | 1.82e-01 | 588.71 |
| mdiBB84 | (0.90,0.07) | (48,96) | 2.96e-13 | 1.12 | 1.51e-04 | 101.84 | 3.48e-03 | 408.26 | 4.57e-01 | 574.31 |
| TFQKD | (0.80,100,0.70) | (12,24) | 7.67e-13 | 1.20 | 1.98e-04 | 96.08 | 1.55e-03 | 179.57 | 3.98e-03 | 990.92 |
| TFQKD | (0.90,200,0.70) | (12,24) | 3.42e-12 | 0.96 | 1.92e-05 | 2.07 | 1.65e-04 | 2.15 | 2.26e-04 | 875.44 |
| DMCV | (10,60,0.05,0.35) | (44,176) | 2.74e-09 | 510.66 | 2.44e-06 | 1015.14 | 3.36e-06 | 1709.65 | ** | 0.86 |
| DMCV | (11,120,0.05,0.35) | (48,192) | 3.23e-09 | 720.61 | 2.60e-06 | 348.81 | 1.98e-06 | 628.25 | ** | 1.24 |
| dprBB84 | (1,0.08,30) | (12,48) | 4.92e-13 | 0.93 | 3.79e-06 | 77.86 | 9.38e-05 | 108.50 | ** | 119.20 |
| dprBB84 | (2,0.14,30) | (24,96) | 1.04e-12 | 10.07 | 6.19e-06 | 15.61 | 3.62e-06 | 27.79 | ** | 105.40 |
| dprBB84 | (3,0.10,30) | (36,144) | 4.96e-13 | 61.32 | 6.48e-04 | 7.89 | 2.08e-02 | 28.46 | ** | 614.71 |
| dprBB84 | (4,0.12,30) | (48,192) | 1.13e-12 | 272.09 | 4.41e-05 | 15.28 | 9.79e-04 | 184.42 | ** | 3397.34 |

Table 5.1: Numerical Report from Three Algorithms

In Table 5.1 **Problem Data** refers to the data used to generate the instances. **Gauss-Newton** refers to the Gauss-Newton method. **Frank-Wolfe** refers to the Frank-Wolfe algorithm used in [29] and we use ‘with **FR** (w/o **FR**, resp)’ to indicate the model is solved with **FR** (without **FR**, resp). The header **cvxquad with FR** refers to the algorithm provided by [13] with **FR** reformulation. If a certain algorithm fails to give a reasonable answer within a reasonable amount of time, we give a ‘**’ flag in the gap followed by the time taken to obtain the error message.

The following provides details for the remaining headers in Table 5.1.

1. **protocol**: the protocol name; refer to Appendix C;
2. **parameter**: the parameters used for testing; see Appendix C.1 - Appendix C.6 for the ordering of the parameters;
3. **size**: the size (n, k) of original problem; n, k are defined in (3.2);
4. **gap**: the relative gap between the bestub and bestlb;

$$\frac{\text{bestub} - \text{bestlb}}{1 + \frac{|\text{bestub}| + |\text{bestlb}|}{2}}. \tag{5.1}$$

5. **time**: time taken in seconds.

We make some discussions on the formula (5.1). The best upper bound from Gauss-Newton algorithm is used for all instances for ‘bestub’ in (5.1). The Gauss-Newton algorithm computes the lower bounds as presented in Corollary 4.7. The Frank-Wolfe algorithm presented in [29] obtains the lower bound by a linearization technique near the optimal. cvxquad presented in [13] uses the semidefinite approximations of the matrix logarithm. The lower bounds from cvxquad is often larger than the theoretical optimal values. This indicates that the lower bounds from cvxquad is not reliable. Therefore we adopt the lower bound strategy used in [29] for cvxquad.

We now discuss the results in Table 5.1. Comparing the two columns **gap** and **time** among the different methods, we see that the Gauss-Newton method outperforms other algorithms in both the accuracy and the running time. For example, comparing **Gauss-Newton** and **Frank-Wolfe with FR**, the gaps and running times from **Gauss-Newton** are competitive. There are three instances that **Gauss-Newton** took longer time. We emphasize that the gaps from **Gauss-Newton** are obtained with much higher accuracy.

We now illustrate that the reformulation strategy via **FR** contributes to superior algorithmic performances. For the columns **Frank-Wolfe with FR** and **Frank-Wolfe w/o FR** in Table 5.1, the **FR** reformulation contributes to not only giving tighter gaps but also reducing the running time significantly. We now consider the column corresponding to **cvxquad with FR** in Table 5.1. We see that the algorithm starts to fail (marked with ‘**’) as the problem sizes increase. In fact cvxquad consistently fails due to the memory shortage when **FR** reformulation was *not* used.

6 Conclusion

6.1 Summary

In this paper we have used preprocessing and novel facial reduction, **FR**, for the **QKD** problem in (1.1), to derive a regularized and simplified equivalent problem (3.22). **FR** was applied to both the linear constraints, as well as to the nonlinear convex objective function. These steps

used spectral decompositions, and thus they provided a very accurate equivalent facially reduced problem. This allowed for a stable, projected Gauss-Newton, primal-dual interior-point approach.

Our empirical evidence illustrates significant improvements in solution time and accuracy of solutions. In particular, we solve problems to machine accuracy and provide theoretical provable accurate lower bounds. In fact, we obtain lower bounds within 10^{-15} relative accuracy when desired.

Summary of the Model Reformulation We have reformulated the model (**QKD**) through the sequence

$$(1.1) \xrightarrow{(1)} (1.2) \xrightarrow{(2)} (3.10) \xrightarrow{(3)} (3.16) \xrightarrow{(4)} (3.21) \xrightarrow{(5)} (3.22),$$

via (1) variable substitutions; (2) property of \mathcal{Z} from Proposition 3.3; (3) facial reduction on ρ, δ, σ ; (4) rotation of the constraints; (5) substituting the constraints back to the objective.

6.2 Future Plans

There are still many improvements that can be made. Exact primal feasibility was quickly obtained and maintained throughout the iterations. However, accurate dual feasibility was difficult to maintain. This is most likely due to the finite difference approximation of the Hessian. This approximation can be improved by including a quasi-Newton approach, as we have accurate gradient evaluations. We maintain high accuracy results even in the cases where the Jacobian was not full rank at the optimum. This appears to be due to the special data structures and more theoretical analysis at the optimum can be done.

Acknowledgements

We thank Kun Fang and Hamza Fawzi for discussions. H. H., J. I. and H. W. thank the support of the National Sciences and Engineering Research Council (NSERC) of Canada. Part of this work was done at the Institute for Quantum Computing, University of Waterloo, which is supported by Innovation, Science and Economic Development Canada. J. L. and N. L. are supported by NSERC under the Discovery Grants Program, Grant No. 341495, and also under the Collaborative Research and Development Program, Grant No. CRDP J 522308-17. Financial support for this work has been partially provided by Huawei Technologies Canada Co., Ltd.

A Proofs

A.1 Lemma 2.1

Proof. We have

$$\begin{aligned} WR &= (\Re(W) + i\Im(W))(\Re(R) + i\Im(R)) \\ &= \Re(W)\Re(R) - \Im(W)\Im(R) + i\Re(W)\Im(R) + i\Im(W)\Re(R). \end{aligned}$$

Hence,

$$\Re(WR) = \Re(W)\Re(R) - \Im(W)\Im(R), \quad \Im(WR) = \Re(W)\Im(R) + \Im(W)\Re(R).$$

Then the inner product, (2.5), yields

$$\begin{aligned} \langle \mathcal{W}(R), M \rangle &= \langle WR, M \rangle \\ &= \langle \Re(WR), \Re(M) \rangle + \langle \Im(WR), \Im(M) \rangle \\ &= \langle \Re(W)\Re(R) - \Im(W)\Im(R), \Re(M) \rangle + \langle \Re(W)\Im(R) + \Im(W)\Re(R), \Im(M) \rangle. \end{aligned}$$

We first focus on the first term.

$$\begin{aligned} \langle \Re(WR), \Re(M) \rangle &= \text{Tr}(\Re(WR)^T \Re(M)) \\ &= \text{Tr}([\Re(W)\Re(R) - \Im(W)\Im(R)]^T \Re(M)) \\ &= \text{Tr}([\Re(W)\Re(R)]^T \Re(M)) - \text{Tr}([\Im(W)\Im(R)]^T \Re(M)) \\ &= \text{Tr}(\Re(R)^T \Re(W)^T \Re(M)) - \text{Tr}(\Im(R)^T \Im(W)^T \Re(M)) \\ &= \langle \Re(R), \Re(W)^T \Re(M) \rangle - \langle \Im(R), \Im(W)^T \Re(M) \rangle \end{aligned}$$

We now focus on the second term.

$$\begin{aligned} \langle \Im(WR), \Im(M) \rangle &= \text{Tr}(\Im(WR)^T \Im(M)) \\ &= \text{Tr}([\Re(W)\Im(R) + \Im(W)\Re(R)]^T \Im(M)) \\ &= \text{Tr}([\Re(W)\Im(R)]^T \Im(M)) + \text{Tr}([\Im(W)\Re(R)]^T \Im(M)) \\ &= \text{Tr}(\Im(R)^T \Re(W)^T \Im(M)) + \text{Tr}(\Re(R)^T \Im(W)^T \Im(M)) \\ &= \langle \Im(R), \Re(W)^T \Im(M) \rangle + \langle \Re(R), \Im(W)^T \Im(M) \rangle \end{aligned}$$

Therefore,

$$\begin{aligned} \langle \mathcal{W}(R), M \rangle &= \langle \Re(R), \Re(W)^T \Re(M) \rangle - \langle \Im(R), \Im(W)^T \Re(M) \rangle \\ &\quad + \langle \Im(R), \Re(W)^T \Im(M) \rangle + \langle \Re(R), \Im(W)^T \Im(M) \rangle \\ &= \langle \Re(R), \Re(W)^T \Re(M) + \Im(W)^T \Im(M) \rangle \\ &\quad + \langle \Im(R), \Re(W)^T \Im(M) - \Im(W)^T \Re(M) \rangle \\ &= \langle R, \mathcal{W}^\dagger(M) \rangle. \end{aligned} \tag{A.1}$$

This proves the first general adjoint expression.

Now, suppose that W Hermitian is given, and consider $\mathcal{W} : \mathbb{H}^n \rightarrow \mathbb{C}^{n \times n}$, i.e., a mapping from \mathbb{H}^n . Then (A.1) becomes

$$\begin{aligned} \langle \mathcal{W}(R), M \rangle &= \langle \Re(R), \Re(W)^T \Re(M) + \Im(W)^T \Im(M) \rangle \\ &\quad + \langle \Im(R), \Re(W)^T \Im(M) - \Im(W)^T \Re(M) \rangle \\ &= \langle \Re(R), \Re(W)\Re(M) - \Im(W)\Im(M) \rangle \\ &\quad + \langle \Im(R), \Re(W)\Im(M) + \Im(W)^T \Re(M) \rangle \\ &= \langle \Re(R), \mathcal{S}(\Re(W)\Re(M) - \Im(W)\Im(M)) \rangle \\ &\quad + \langle \Im(R), \mathcal{S}(\Re(W)\Im(M) + \Im(W)^T \Re(M)) \rangle. \end{aligned} \tag{A.2}$$

This yields the second term in (2.7). □

A.2 Lemma 2.2

Proof.

$$\begin{aligned} S\rho &= (\Re(S) + i\Im(S))(\Re(\rho) + i\Im(\rho)) \\ &= \Re(S)\Re(\rho) - \Im(S)\Im(\rho) + i\Re(S)\Im(\rho) + i\Im(S)\Re(\rho). \end{aligned}$$

Using (2.5),

$$\begin{aligned} \langle S\rho, M \rangle &= \langle \Re(S\rho), \Re(M) \rangle + \langle \Im(S\rho), \Im(M) \rangle \\ &= \text{Tr}(\Re(S\rho)^T \Re(M)) + \text{Tr}(\Im(S\rho)^T \Im(M)). \end{aligned}$$

We focus on the first term.

$$\begin{aligned} \text{Tr}(\Re(S\rho)^T \Re(M)) &= \text{Tr}([\Re(S)\Re(\rho) - \Im(S)\Im(\rho)]^T \Re(M)) \\ &= \text{Tr}([\Re(S)\Re(\rho)]^T \Re(M)) - \text{Tr}([\Im(S)\Im(\rho)]^T \Re(M)) \\ &= \text{Tr}(\Re(\rho)^T \Re(S)^T \Re(M)) - \text{Tr}(\Im(\rho)^T \Im(S)^T \Re(M)) \\ &= \text{Tr}(\Re(S)^T \Re(M) \Re(\rho)^T) - \text{Tr}(\Im(S)^T \Re(M) \Im(\rho)^T) \\ &= \langle \Re(S), \Re(M) \Re(\rho)^T \rangle - \langle \Im(S), \Re(M) \Im(\rho)^T \rangle \end{aligned} \tag{A.3}$$

We now look at the second term.

$$\begin{aligned} \text{Tr}(\Im(S\rho)^T \Im(M)) &= \text{Tr}([\Re(S)\Im(\rho) + \Im(S)\Re(\rho)]^T \Im(M)) \\ &= \text{Tr}([\Re(S)\Im(\rho)]^T \Im(M)) + \text{Tr}([\Im(S)\Re(\rho)]^T \Im(M)) \\ &= \text{Tr}(\Im(\rho)^T \Re(S)^T \Im(M)) + \text{Tr}(\Re(\rho)^T \Im(S)^T \Im(M)) \\ &= \text{Tr}(\Re(S)^T \Im(M) \Im(\rho)^T) + \text{Tr}(\Im(S)^T \Im(M) \Re(\rho)^T) \\ &= \langle \Re(S), \Im(M) \Im(\rho)^T \rangle + \langle \Im(S), \Im(M) \Re(\rho)^T \rangle \end{aligned} \tag{A.4}$$

Then we have

$$\langle S, \rho^\dagger(M) \rangle = \langle \Re(S), \Re(M) \Re(\rho) + \Im(M) \Im(\rho)^T \rangle + \langle \Im(S), -\Re(M) \Im(\rho)^T + \Im(M) \Re(\rho) \rangle. \tag{A.5}$$

Since $S \in \mathbb{H}^n$, the adjoint ρ^\dagger is given as in (2.8). In particular, if $\rho \in \mathbb{H}^n$, then we have $\Im(\rho)^T = -\Im(\rho)$ and this yields (2.9).

Additionally, if we assume that ρ is Hermitian. Then (A.3) becomes

$$\langle \Re(S), \Re(M) \Re(\rho) \rangle + \langle \Im(S), \Re(M) \Im(\rho) \rangle$$

and (A.4) becomes

$$\langle \Re(S), -\Im(M) \Im(\rho) \rangle + \langle \Im(S), \Im(M) \Re(\rho) \rangle.$$

Hence we obtain

$$\langle S, \rho^\dagger(M) \rangle = \langle \Re(S), \Re(M) \Re(\rho) - \Im(M) \Im(\rho) \rangle + \langle \Im(S), \Re(M) \Im(\rho) + \Im(M) \Re(\rho) \rangle.$$

□

A.3 Proposition 3.3

Lemma A.1. *Let $X \in \mathbb{H}_+^k$. For \mathcal{Z} defined in (3.3), we have*

$$\mathcal{Z}(\log(\mathcal{Z}(X))) = \log(\mathcal{Z}(X)),$$

where the $\|I - \mathcal{Z}(X)\|_2 < 1$.

Proof. The matrix log has the series expansion

$$\log(\mathcal{Z}(X)) = \sum_{i=1}^{\infty} (-1)^{i+1} \frac{(\mathcal{Z}(X) - I)^i}{i}.$$

Expanding the series, we note that every term in the expansion is of the form $(\mathcal{Z}(X))^k$, for $k \in \mathbb{N}$, with some constant multiple. For $k = 2$, we see that

$$(\mathcal{Z}(X))^2 = \left(\sum_j Z_j X Z_j \right) \left(\sum_i Z_i X Z_i \right) = \left(\sum_j Z_j X Z_j X Z_j \right),$$

where the equality holds due to the property $Z_i Z_j = 0$, for $i \neq j$ (See (3.5) in the proof of Proposition 3.3.). Then, by (3.5) again, we see that $\mathcal{Z}((\mathcal{Z}(X))^2) = (\mathcal{Z}(X))^2$. For $k > 2$, it is easy to see that $\mathcal{Z}((\mathcal{Z}(X))^k) = (\mathcal{Z}(X))^k$. With the series expansion, this implies that

$$\mathcal{Z}(\log(\mathcal{Z}(X))) = \log(\mathcal{Z}(X)).$$

□

A.4 Lemma 3.4

Proof. Recall that

$$A, B \succeq 0 \implies \text{range}(A + B) = \text{range}(A) + \text{range}(B). \quad (\text{A.6})$$

Let X be a positive semidefinite matrix with rank r and spectral decomposition

$$X = \sum_{i=1}^r \lambda_i u_i u_i^\dagger.$$

We only focus on the first term $\lambda_1 u_1 u_1^\dagger$. Then

$$\mathcal{Z}(\lambda_1 u_1 u_1^\dagger) = \sum_{j=1}^n Z_j (\lambda_1 u_1 u_1^\dagger) Z_j = \sum_{j=1}^n \lambda_1 (Z_j u_1) (Z_j u_1)^\dagger.$$

We note, from (A.6), that

$$\begin{aligned} \text{range}(\mathcal{Z}(\lambda_1 u_1 u_1^\dagger)) &= \text{range}(\lambda_1 (Z_1 u_1) (Z_1 u_1)^\dagger + \lambda_1 (Z_2 u_1) (Z_2 u_1)^\dagger + \cdots + \lambda_1 (Z_n u_1) (Z_n u_1)^\dagger) \\ &= \text{range}(Z_1 u_1) + \cdots + \text{range}(Z_n u_1). \end{aligned}$$

We also note that

$$u_1 = I u_1 = \left(\sum_{j=1}^n Z_j \right) u_1 = \sum_{j=1}^n Z_j u_1 \in \text{range}(Z_1 u_1) + \cdots + \text{range}(Z_n u_1).$$

Hence,

$$\text{range}(\lambda_1 u_1 u_1^\dagger) = \text{range}(u_1) \subseteq \text{range}(Z_1 u_1) + \cdots + \text{range}(Z_n u_1) = \text{range}(\mathcal{Z}(\lambda_1 u_1 u_1^\dagger)).$$

We now consider the first two terms in X , $\lambda_1 u_1 u_1^\dagger + \lambda_2 u_2 u_2^\dagger$. Similarly,

$$\text{range}(\lambda_1 u_1 u_1^\dagger) \subseteq \text{range}(\mathcal{Z}(\lambda_1 u_1 u_1^\dagger)) \quad \text{and} \quad \text{range}(\lambda_2 u_2 u_2^\dagger) \subseteq \text{range}(\mathcal{Z}(\lambda_2 u_2 u_2^\dagger)). \quad (\text{A.7})$$

Then

$$\begin{aligned}
\text{range}(\lambda_1 u_1 u_1^\dagger + \lambda_2 u_2 u_2^\dagger) &= \text{range}(\lambda_1 u_1 u_1^\dagger) + \text{range}(\lambda_2 u_2 u_2^\dagger) && \text{by (A.6)} \\
&\subseteq \text{range}(\mathcal{Z}(\lambda_1 u_1 u_1^\dagger)) + \text{range}(\mathcal{Z}(\lambda_2 u_2 u_2^\dagger)) && \text{by (A.7)} \\
&= \text{range}(\mathcal{Z}(\lambda_1 u_1 u_1^\dagger) + \mathcal{Z}(\lambda_2 u_2 u_2^\dagger)) && \text{by (A.6)} \\
&= \text{range}(\mathcal{Z}(\lambda_1 u_1 u_1^\dagger + \lambda_2 u_2 u_2^\dagger)) && \text{by linearity of } \mathcal{Z}.
\end{aligned}$$

This completes the proof (The induction steps are clear.). \square

A.5 Lemma 3.6

Proof. We first work on the first-order derivative.

$$\begin{aligned}
\langle \nabla g(\rho), \Delta \rho \rangle &= \left\langle \frac{d}{d\rho} \text{Tr}(\mathcal{H}(\rho) \log(\mathcal{H}(\rho))), \Delta \rho \right\rangle \\
&= \text{Tr} \left(\frac{d}{d\rho} (\mathcal{H}(\rho) \log(\mathcal{H}(\rho))) (\Delta \rho) \right) \\
&= \text{Tr} \left(\frac{d}{d\rho} (\mathcal{H}(\rho)) (\Delta \rho) \log(\mathcal{H}(\rho)) + \mathcal{H}(\rho) \frac{d}{d\rho} (\log(\mathcal{H}(\rho))) (\Delta \rho) \right) \\
&= \left\langle \frac{d}{d\rho} (\mathcal{H}(\rho)) \Delta \rho, \log(\mathcal{H}(\rho)) \right\rangle + \left\langle \mathcal{H}(\rho), \frac{d}{d\rho} (\log(\mathcal{H}(\rho))) \Delta \rho \right\rangle && \text{(A.8)} \\
&= \left\langle \Delta \rho, \mathcal{H}^\dagger (\log(\mathcal{H}(\rho))) \right\rangle + \left\langle \left(\frac{d}{d\rho} \log(\mathcal{H}(\rho)) \right)^\dagger \mathcal{H}(\rho), \Delta \rho \right\rangle \\
&= \left\langle \Delta \rho, \mathcal{H}^\dagger (\log[\mathcal{H}(\rho)]) \right\rangle + \left\langle \frac{d\mathcal{H}(\rho)}{d\rho}^\dagger (I), \Delta \rho \right\rangle \\
&= \left\langle \mathcal{H}^\dagger (\log[\mathcal{H}(\rho)]), \Delta \rho \right\rangle + \left\langle \mathcal{H}^\dagger (I), \Delta \rho \right\rangle.
\end{aligned}$$

Note that we used the fact that the directional derivative of matrix-log at ρ in the direction ρ is:

$$\log'(\delta)(\delta) = \log'(\delta; \delta) = I.$$

Similarly, the Hessian g at ρ acting on $\Delta \rho$ can be obtained as follows.

$$\nabla^2 g(\rho)(\Delta \rho) = \frac{\partial}{\partial \rho} \mathcal{H}^\dagger([\log \mathcal{H}(\rho)]) = \mathcal{H}^\dagger \frac{\partial}{\partial \rho}([\log \mathcal{H}(\rho)]) = \mathcal{H}^\dagger([\log' \mathcal{H}(\rho)(\mathcal{H} \Delta \rho)]). \quad \text{(A.9)}$$

\square

A.6 Theorem 3.8

We provide an alternative, self-contained proof. We note that the key is finding an *exposing vector* for S_R , i.e., $Z_\Gamma \succeq 0$ such that $\langle Z_\Gamma, \rho \rangle = 0, \forall \rho \in S_R$. See e.g., [12]. The standard theorem of the alternative for strict feasibility, Lemma 2.6, yields the following equalities for Z_Γ :

$$0 \neq Z_\Gamma = \sum_j y_j \Gamma_j = \sum_j y_j (\Theta_j \otimes \mathbb{1}_B) = \left(\sum_j y_j \Theta_j \right) \otimes \mathbb{1}_B \succeq 0; \quad y^T \theta = 0.$$

It is equivalent to look at the smaller problem and find y so that

$$0 \neq Z_\Theta = \sum_j y_j \Theta_j \succeq 0; \quad y^T \theta = 0.$$

Since the reduced density operator constraint requires that $\theta_j = \text{Tr } \rho_A \Theta_j$, we get

$$0 = \sum_j y_j \theta_j = \text{Tr} \left(\rho_A \sum_j y_j \Theta_j \right) \iff \rho_A \left(\sum_j y_j \Theta_j \right) = \rho_A Z_\Theta = 0,$$

i.e., the exposing vector $Z_\Theta = QR_\Theta Q^\dagger$, for some R_Θ . Conversely, we can set $Z_\Theta = QQ^\dagger$, $R_\Theta = I$, by the basis property of the Θ_i , i.e., the basis property means we can always find an appropriate y so that $\sum_j y_j \Theta_j = QQ^\dagger$. We get that $\text{rank } Z_\Theta = n_A - r$. Therefore, $Z_\Gamma = Z_\Theta \otimes \mathbb{1}_B$, with $\text{rank } Z_\Theta = n_B(n_A - r)$, is an exposing vector as desired, i.e., we have

$$S_R \subset \{\rho \succeq 0 : \langle Z_\Theta \otimes \mathbb{1}_B, \rho \rangle = 0\}.$$

Thus we get the conclusion that $\rho = VRV^\dagger$, as desired.

B Implementation Details

In this section we look at simplifications for evaluations of the objective function and its derivatives.

B.1 Evaluation of Objective Function

We show how to compute the objective value without using `logm` in MATLAB stable and efficiently. The computation is motivated by [28]. The objective function can be computed as follows. Let

$$\delta = U_\delta D_\delta U_\delta^\dagger = \sum_{j=1}^r \lambda_j(\delta) x_j x_j^\dagger, \quad \sigma = U_\sigma D_\sigma U_\sigma^\dagger = \sum_{j=1}^s \lambda_j(\sigma) y_j y_j^\dagger$$

be the compact spectral decomposition. It is clear that $\text{Tr}(\delta \log \delta) = \sum_{j=1}^r \lambda_j(\delta) \log(\lambda_j(\delta))$. From [28, equation (5.86)], we have

$$\text{Tr}(\delta \log \sigma) = \sum_{j=1}^r \sum_{k=1}^s \lambda_j(\delta) \log \lambda_k(\sigma) |\langle x_j, y_k \rangle|^2. \quad (\text{B.1})$$

Define $U := U_\delta^\dagger U_\sigma = \begin{bmatrix} x_1^\dagger y_1 & \cdots & x_1^\dagger y_s \\ \vdots & \ddots & \vdots \\ x_r^\dagger y_1 & \cdots & x_r^\dagger y_s \end{bmatrix}$, as well as

$$\bar{U} := \Re(U) \circ \Re(U) + \Im(U) \circ \Im(U), \quad \text{and } \Lambda = \text{diag}(\lambda(\delta)) \text{diag}(\lambda(\sigma))^T,$$

where \circ is the element-wise matrix product. Then (B.1) is exactly

$$\sum_{i,j} (\Lambda \circ \bar{U})_{i,j},$$

B.2 Matrix Representations of Derivatives

We now include a matrix representation for the derivatives. This is useful for finite difference evaluations of derivatives. Let A, B, C be given compatible matrices. If X is Hermitian, then the linear system $AXB = C$ can be written as

$$\left((B^\dagger)^T \otimes A \right) \text{vec}(X) = \text{vec}(C).$$

Note that M^T is the transpose of M , i.e., without conjugation.

Let $g : \mathbb{R} \rightarrow \mathbb{R}$ be a continuously differentiable function. The first divided difference $h^{[1]}(\lambda, \mu)$ of g at $\lambda, \mu \in \mathbb{R}$ is defined as

$$h^{[1]}(\lambda, \mu) = \begin{cases} \frac{g(\lambda) - g(\mu)}{\lambda - \mu} & \text{if } \lambda \neq \mu \\ g'(\lambda) & \text{if } \lambda = \mu \end{cases} \quad (\text{B.2})$$

If D is a diagonal matrix with diagonal entries $\lambda_1, \dots, \lambda_n$, then we define $h^{[1]}(D)$ to be the symmetric $n \times n$ matrix given by $h^{[1]}(\text{diag}(D))$.

Lemma B.1. *Let $\mathcal{A} : \mathbb{H}^s \rightarrow \mathbb{H}^t$ be a linear map, $\rho, \Delta\rho \in \mathbb{H}^s$, $\mathcal{A}(\rho) \in \mathbb{H}_{++}^t$, and $f(\rho) = \text{Tr}(\mathcal{A}(\rho) \log \mathcal{A}(\rho))$. Let $\mathcal{A}(\rho) = UDU^T$ be the spectral decomposition of f at ρ , and the Hessian of f at ρ in the direction $\Delta\rho$ are given by*

$$\nabla f(\rho) = \mathcal{A}^\dagger(\log \mathcal{A}(\rho)) + \mathcal{A}^\dagger(I),$$

and

$$(H_f(\rho))(\Delta\rho) = \mathcal{A}^\dagger \left(U(h^{[1]}(D) \circ U^T \mathcal{A}(\Delta\rho) U) U^\dagger \right),$$

where $h^{[1]}(D)$ is the first divided difference of the logarithm function $g(x) = \ln x$, see (B.2) and the paragraph below.

In the actual computation, it is more convenient to express the gradient and Hessian in matrix form. Let A be the matrix representation of \mathcal{A} . The Hessian in matrix form is

$$H_f(\rho) = A^\dagger(U^T \otimes U) \text{Diag}(h^1(D))((U^\dagger)^T \otimes U^\dagger)A.$$

B.3 Matrix Representation of the Second Projected Gauss-Newton System

We present the matrix representation of (4.6). Let N_i be a basis element of $\text{null}(\Gamma_V)$. Then $\mathcal{N}^\dagger(w)$ has the representation $\sum_i w_i N_i$. Then the LHS of (4.6) becomes

$$\begin{aligned} & [Z\mathcal{N}^\dagger(\Delta v) + \nabla^2 f(\rho)[\mathcal{N}^\dagger(\Delta v)] \rho] + [\Gamma_V^\dagger(\Delta y) \rho] \\ &= Z \sum_i N_i \Delta v_i + \nabla^2 f(\rho)[\sum_i N_i \Delta v_i] \rho + \Gamma_V^\dagger(\Delta y) \rho \\ &= \sum_i Z N_i \Delta v_i + \sum_i \nabla^2 f(\rho) N_i \rho \Delta v_i + \sum_i \Gamma_i \rho \Delta y_i. \end{aligned} \quad (\text{B.3})$$

Applying Cvec to the terms related to Δv , we have the following matrix representation:

$$\left[\text{Cvec}(Z N_1 + \nabla^2 f(\rho) N_1 \rho) \quad \dots \quad \text{Cvec}(Z N_{n_p^2 - m_V} + \nabla^2 f(\rho) N_{n_p^2 - m_V} \rho) \right] \begin{bmatrix} \Delta v_1 \\ \vdots \\ \Delta v_{n_p^2 - m_V} \end{bmatrix}.$$

Similarly, applying Cvec on the terms related to Δy , we have the following matrix representation:

$$\left[\text{Cvec}(\Gamma_1 \rho) \quad \dots \quad \text{Cvec}(\Gamma_m \rho) \right] \begin{bmatrix} \Delta y_1 \\ \vdots \\ \Delta y_m \end{bmatrix}$$

The RHS of (4.6) becomes $\text{Cvec}(F_\mu^c + Z F_\mu^p + (F_\mu^d + \nabla^2 f(\rho) F_\mu^p) \rho)$. Thus, d_{GN} is obtained by solving the system

$$\begin{aligned} & \left[\left[\text{Cvec}(Z N_i + \nabla^2 f(\rho) N_i \rho) \right]_{i=1, \dots, n_p^2 - m_V} \quad \left[\text{Cvec}(\Gamma_j \rho) \right]_{j=1, \dots, m_V} \right] \begin{bmatrix} \Delta v \\ \Delta y \end{bmatrix} \\ &= \text{Cvec}(F_\mu^c + Z F_\mu^p + (F_\mu^d + \nabla^2 f(\rho) F_\mu^p) \rho). \end{aligned}$$

C Descriptions and Further Numerics of the Protocols

We briefly describe six **QKD** protocols where we compare our algorithm to other algorithms. We also describe how the data (γ in (1.1)) is generated. In addition, we remark on the level of numerical difficulty for each example. We consider four variants of the Bennett-Brassard 1984 (BB84) protocol [1] including single-photon based variants: entanglement-based (Appendix C.1), prepare-and-measure (Appendix C.2), measurement-device-independent [19] (Appendix C.3) and a coherent-state based variant with discrete global phase randomization [4] (Appendix C.6). We also consider the single-photon version of the twin-field **QKD** [20] (Appendix C.4). Another interesting protocol in our numerical tests is the quadrature-phase-shift keying scheme of discrete-modulated continuous-variable **QKD** with heterodyne detection (Appendix C.5), see [18, Protocol 2]. These protocols correspond to numerical problems with the level of difficulty ranging from easy to difficult. In the descriptions below, we use the Dirac notation for quantum states which are vectors in the underlying Hilbert space. We skip the description about some common classical postprocessing steps in a **QKD** protocol like error correction and privacy amplification since they are unimportant for our discussions here. We note that the description of linear maps \mathcal{G} and \mathcal{Z} directly follow from the protocol description by following the simplification procedure explained in [18, Appendix A]. We omit those detailed descriptions here and note that the explicit expressions for some of protocols can also be found in [16, Appendix D].

C.1 Entanglement-Based BB84

We consider this protocol with a single-photon source and restrict our discussions to the qubit space. In the quantum communication phase, Alice and Bob each receive one half of a bipartite state. This is supposed to be a two-qubit maximally entangled state before Eve’s tampering. And the measure in the Z basis is with probability p_z , or in X basis with a probability $1 - p_z$. In the classical communication phase, they announce their basis choices for each round and perform sifting to keep those rounds where they both chose the same basis. In the end, they generate keys from both Z and X bases.

In the simulation, we assume both bases have the same error rate $e_z = e_x = Q$. In particular, Γ (in (1.1)) contains the Z -basis error rate, X -basis error rate constraints as well as one coarse-grained constraint for each mismatched basis choice scenario. This is to ensure that Alice and Bob get completely uncorrelated outcomes in that case. In other words, the data γ are determined by Q . This test example is supposed to be numerically easy, since it involves the smallest possible size of ρ for **QKD**, i.e., four. Moreover, there is no reduced density operator ρ_A constraint for this example. In Table 5.1, instances of this test example are labeled as ebBB84(p_z, Q) for different values of p_z and Q .

C.2 Prepare-and-Measure BB84

Another protocol example in our numerical tests is the prepare-and-measure version of BB84 with a single-photon source. In the quantum communication phase, Alice chooses the Z basis with a probability p_z or the X basis with a probability $1 - p_z$. When she chooses the Z basis, she sends either $|0\rangle$ or $|1\rangle$ at random, where $|0\rangle$ and $|1\rangle$ are eigenstates of the Pauli σ_Z operator. When she chooses the X basis, she sends either $|+\rangle$ or $|-\rangle$ at random, where $|\pm\rangle = \frac{1}{\sqrt{2}}(|0\rangle \pm |1\rangle)$. After Alice sends the state of her choice to Bob, Bob chooses to measure in the Z basis with a probability p_z or the X basis with a probability $1 - p_z$. The rest of the protocol is exactly the same as the entanglement-based BB84 protocol described in Appendix C.1. We call $\{|0\rangle, |1\rangle, |+\rangle, |-\rangle\}$ as stated in BB84.

For the security analysis, we use the source-replacement scheme [15] to convert it to its equivalent entanglement-based scheme. Therefore, the main differences between this example and the one in Appendix C.1 are: (1) the dimension of Alice’s system for this example is four due to the source-replacement scheme, while it is two for the entanglement-based BB84; (2) there is the reduced density operator constraint ρ_A which is of size 4 and translated to 16 linear constraints. In this test example, the size of ρ is 8 and the size of $\mathcal{G}(\rho)$ is 32 before **FR**.

The data simulation is done in a similar way as that in the entanglement-based BB84 protocol, i.e., $e_x = e_z = Q$. In Table 5.1, instances of this test example are labeled as pmBB84(p_z, Q).

C.3 Measurement-Device-Independent BB84

In the measurement-device-independent variant of BB84 with single-photon sources, Alice and Bob each prepare one of four BB84 states (with the probability of choosing the Z basis as p_z). Then they both send this to an untrusted third-party Charlie for measurements. He ideally then performs the Bell-state measurements and announces the outcomes. We consider a setup where Charlie only uses linear optics, and thus can only measure two out of four Bell states. In this protocol, Charlie announces either a successful Bell-state measurement or a failure. If a successful measurement, Charlie then also announces the Bell state. Therefore, there are three possible announcement outcomes. After the announcement, Alice and Bob perform the basis sifting, as well as discard rounds that are linked to unsuccessful events. They then generate keys from rounds where they both chose the Z basis and Charlie’s announcement is one of the successful events.

We now consider the measurement-device-independent type of protocols. As described in [7], the optimization variable ρ involves three parties as ρ_{ABC} . Here, registers AB together serve the role of A in the reduced density operator constraint set (2.4). The dimension of Alice’s system is 4 and so is Bob’s dimension. The register C is a classical register that stores the announcement outcome. Thus it is three-dimensional with three possible announcement outcomes. In the data simulation, we assume that each qubit sent to Charlie goes through a depolarizing channel, with the depolarizing probability p .

In the numerical tests, we label instances of this protocol example as mdiBB84(p_z, p). The size of ρ is 48 and that of $\mathcal{G}(\rho)$ is 96 before **FR**.

C.4 Twin-Field QKD

As above, this protocol also uses the measurement-device-independent setup. The exact protocol description can be found in [8, Protocol 1]. In this protocol, Alice and Bob each prepare a state $|\phi_q\rangle_{Aa} = \sqrt{q}|0\rangle_A|0\rangle_a + \sqrt{1-q}|1\rangle_A|1\rangle_a$ ($|\phi_q\rangle_{Bb}$) with $0 \leq q \leq 1$, where the register A is a qubit system and the register a is an optical mode with the vacuum state $|0\rangle_a$ and the single-photon state $|1\rangle_a$. After they send states to the intermediate station, Charlie at the intermediate station is supposed to perform the single-photon interference of these two signal pulses and then announces the measurement outcome for each of two detectors: click or no-click. Then Alice and Bob each perform the X -basis measurement on their local qubits with a probability p_x or the Z -basis measurement with a probability $1 - p_x$. They generate keys from rounds where they both choose the X basis and where Charlie announces a successful measurement outcome, that is, having exactly one of two detectors click.

In the simulation, we consider a lossy channel, with the transmittance $10^{-0.02L}$, for the distance L in kilometers between Alice and Bob. We consider the symmetric scenario where Charlie is at an equal distance away from Alice and Bob. We also consider detector imperfections: each detector at Charlie’s side has detector efficiency $\eta_d = 14.5\%$ and dark count probability

$p_d = 10^{-8}$. In instances of this protocol, data is generated as a function of: q that appears in the states $|\phi_q\rangle_{Aa}$ and $|\phi_q\rangle_{Bb}$; the total distance L in kilometers between Alice and Bob; and the probability of choosing X basis p_x . The instances of this test example are labeled as TFQKD(q, L, p_x).

C.5 Discrete-Modulated Continuous-Variable QKD

The exact protocol description can be found in [18, Protocol 2]. We use the same simulation method described in [18, Equation (30)] to generate the data γ . In this protocol, Alice sends Bob one of four coherent states $|\alpha e^{i\theta_j}\rangle$, where $\theta_j = \frac{j\pi}{2}$ for $j = 0, 1, 2, 3$. And Bob performs the heterodyne measurement, i.e., measuring both X - and P -quadratures after splitting the signal into two halves by a 50/50 beamsplitter. The first and second moments of X - and P -quadratures are used to constrain ρ . The data simulation uses a phase-invariant Gaussian channel with transmittance η_t and excess noise ξ to generate those values. We use the same photon-number cutoff assumption used there to truncate the infinite-dimensional Hilbert space. For the calculation, it is typically sufficient to choose $N_c \geq 10$ to minimize the effects of errors due to the truncation. For simplicity, we assume the detector at Bob's side is an ideal detector. The channel transmittance, η_t , is related to the transmission distance L between Alice and Bob, by $\eta_t = 10^{-0.02L}$.

Let N_c be an integer that represents the cutoff photon number. Before **FR**, the sizes of ρ and $\mathcal{G}(\rho)$ are $4(N_c + 1)$ and $16(N_c + 1)$, respectively. In Table 5.1, we label instances of this example as DMCV(N_c, L, ξ, α).

When the noise $\xi = 0$, this problem can be solved analytically via physical arguments. The detailed instructions for analytical calculation can be found in [18, Appendix C]. We use this special case to demonstrate that our interior-point method can reproduce the analytical results to high precision.

C.6 Discrete-Phase-Randomized BB84

We consider the phase-encoding BB84 protocol with c (a parameter) discrete global phases evenly spaced between $[0, 2\pi]$ [4]. A detailed protocol description can also be found in [16, Sec. IV D]. In particular, each of four BB84 states is realized by a two-mode coherent state $|\alpha e^{i\theta}\rangle_r |\alpha e^{i(\theta+\phi_A)}\rangle_s$, where the first mode is the phase reference mode and the second mode encodes the private information. In particular, the θ is a global phase that involves discrete phase randomization, i.e., $\theta \in \{\frac{2\pi\ell}{c} : \ell = 0, \dots, c-1\}$. The relative phase for encoding is $\phi_A \in \{\frac{j\pi}{2} : j = 0, 1, 2, 3\}$, where $\{0, \pi\}$ correspond to the Z basis and $\{\frac{\pi}{2}, \frac{3\pi}{2}\}$ correspond to the X basis.

Data simulation is done in exactly the same way as in [16, Section IV D], where we consider detector imperfections and a lossy channel with a misalignment error due to phase drift.

We remark that the instances of this test example become more challenging as one increases the number of discrete phases c , since the size of ρ is $12c$ and the size of $\mathcal{G}(\rho)$ is $48c$ before **FR**. In all instances of this protocol, we choose $p_z = 0.5$ and the data are simulated with detector efficiency $\eta_d = 0.045$, dark count probability $p_d = 8.5 \times 10^{-7}$ and relative phase drift of 11° . The final key rate values are presented by taking the error correction efficiency as 1.16. In the numerical tests, we label instances of this protocol as dprBB84(c, α, L).

C.7 Additional Numerical Report

| Problem Data | | | Gauss-Newton | | Frank-Wolfe with FR | | Frank-Wolfe w/o FR | | cvxquad with FR | |
|--------------|-------------|--------|--------------|------|---------------------|--------|--------------------|--------|-----------------|---------|
| protocol | parameter | size | gap | time | gap | time | gap | time | gap | time |
| ebBB84 | (0.50,0.01) | (4,16) | 1.14e-12 | 0.62 | 5.96e-05 | 162.63 | 5.89e-05 | 187.55 | 6.37e-01 | 232.68 |
| ebBB84 | (0.50,0.03) | (4,16) | 8.35e-13 | 0.35 | 6.37e-05 | 160.30 | 6.24e-05 | 202.10 | 5.88e-01 | 479.06 |
| ebBB84 | (0.50,0.05) | (4,16) | 5.98e-13 | 0.41 | 1.01e-04 | 159.34 | 1.17e-04 | 202.08 | 5.46e-01 | 300.15 |
| ebBB84 | (0.50,0.07) | (4,16) | 1.05e-12 | 0.25 | 1.39e-04 | 164.30 | 1.70e-04 | 203.59 | 5.07e-01 | 298.94 |
| ebBB84 | (0.50,0.09) | (4,16) | 1.35e-12 | 0.30 | 1.39e-04 | 165.52 | 2.56e-04 | 237.52 | 4.70e-01 | 246.81 |
| ebBB84 | (0.70,0.01) | (4,16) | 9.59e-13 | 0.30 | 7.73e-05 | 157.91 | 7.73e-05 | 214.94 | 7.06e-01 | 3597.33 |
| ebBB84 | (0.70,0.03) | (4,16) | 3.49e-13 | 0.32 | 9.15e-05 | 157.70 | 9.73e-05 | 230.28 | 6.59e-01 | 3209.85 |
| ebBB84 | (0.70,0.05) | (4,16) | 6.23e-13 | 0.38 | 1.22e-04 | 161.84 | 9.80e-05 | 242.61 | 6.14e-01 | 3016.97 |
| ebBB84 | (0.70,0.07) | (4,16) | 1.06e-12 | 0.25 | 1.58e-04 | 161.53 | 2.22e-04 | 244.22 | 5.70e-01 | 2894.74 |
| ebBB84 | (0.70,0.09) | (4,16) | 1.25e-12 | 0.21 | 2.26e-04 | 165.64 | 2.45e-04 | 247.21 | 5.26e-01 | 2689.53 |
| ebBB84 | (0.90,0.01) | (4,16) | 1.43e-13 | 0.27 | 1.02e-04 | 154.25 | 1.02e-04 | 214.67 | 8.73e-01 | 733.12 |
| ebBB84 | (0.90,0.03) | (4,16) | 4.22e-13 | 0.23 | 1.61e-04 | 163.30 | 1.21e-04 | 229.85 | 8.27e-01 | 795.67 |
| ebBB84 | (0.90,0.05) | (4,16) | 5.30e-13 | 0.20 | 1.33e-04 | 161.67 | 1.77e-04 | 239.13 | 7.83e-01 | 826.22 |
| ebBB84 | (0.90,0.07) | (4,16) | 2.33e-13 | 0.27 | 2.32e-04 | 166.18 | 2.54e-04 | 243.65 | 7.39e-01 | 737.34 |
| ebBB84 | (0.90,0.09) | (4,16) | 1.66e-12 | 0.45 | 4.44e-04 | 170.14 | 5.10e-04 | 267.54 | 6.94e-01 | 729.44 |

Table C.1: Numerical Report for ebBB84 Instances

| Problem Data | | | Gauss-Newton | | Frank-Wolfe with FR | | Frank-Wolfe w/o FR | | cvxquad with FR | |
|--------------|-------------|--------|--------------|------|---------------------|------|--------------------|--------|-----------------|--------|
| protocol | parameter | size | gap | time | gap | time | gap | time | gap | time |
| pmBB84 | (0.50,0.01) | (8,32) | 5.96e-13 | 0.47 | 6.19e-06 | 2.28 | 4.64e-04 | 35.14 | 6.30e-01 | 221.58 |
| pmBB84 | (0.50,0.03) | (8,32) | 1.01e-12 | 0.27 | 6.75e-05 | 1.77 | 6.54e-04 | 124.67 | 5.74e-01 | 206.76 |
| pmBB84 | (0.50,0.05) | (8,32) | 5.51e-13 | 0.37 | 3.13e-05 | 1.85 | 6.47e-04 | 2.53 | 5.26e-01 | 185.68 |
| pmBB84 | (0.50,0.07) | (8,32) | 8.88e-14 | 0.32 | 1.61e-04 | 1.55 | 8.77e-04 | 2.46 | 4.81e-01 | 188.45 |
| pmBB84 | (0.50,0.09) | (8,32) | 9.38e-13 | 0.23 | 6.71e-05 | 2.04 | 9.04e-04 | 2.26 | 4.40e-01 | 246.90 |
| pmBB84 | (0.70,0.01) | (8,32) | 7.69e-13 | 0.29 | 5.69e-06 | 1.87 | 2.39e-04 | 181.06 | 7.03e-01 | 254.28 |
| pmBB84 | (0.70,0.03) | (8,32) | 4.75e-13 | 0.26 | 1.91e-05 | 1.57 | 2.68e-04 | 187.20 | 6.51e-01 | 323.28 |
| pmBB84 | (0.70,0.05) | (8,32) | 6.16e-13 | 0.18 | 3.52e-05 | 1.72 | 3.37e-04 | 183.52 | 6.04e-01 | 322.36 |
| pmBB84 | (0.70,0.07) | (8,32) | 6.30e-13 | 0.23 | 5.46e-05 | 1.56 | 3.04e-04 | 192.42 | 5.60e-01 | 363.40 |
| pmBB84 | (0.70,0.09) | (8,32) | 8.47e-13 | 0.19 | 9.21e-05 | 1.49 | 3.55e-04 | 10.04 | 5.18e-01 | 339.48 |
| pmBB84 | (0.90,0.01) | (8,32) | 7.66e-13 | 0.22 | 7.08e-06 | 1.78 | 3.27e-04 | 6.55 | 8.60e-01 | 299.91 |
| pmBB84 | (0.90,0.03) | (8,32) | 2.47e-13 | 0.23 | 2.44e-05 | 1.61 | 5.43e-04 | 187.06 | 7.96e-01 | 256.07 |
| pmBB84 | (0.90,0.05) | (8,32) | 1.36e-12 | 0.21 | 4.62e-05 | 1.77 | 5.96e-04 | 94.26 | 7.38e-01 | 244.79 |
| pmBB84 | (0.90,0.07) | (8,32) | 1.01e-12 | 0.17 | 7.31e-05 | 1.66 | 6.25e-04 | 52.59 | 6.84e-01 | 255.25 |
| pmBB84 | (0.90,0.09) | (8,32) | 4.70e-13 | 0.19 | 1.06e-04 | 1.66 | 7.39e-04 | 191.42 | 6.32e-01 | 254.52 |

Table C.2: Numerical Report for pmBB84 Instances

| Problem Data | | | Gauss-Newton | | Frank-Wolfe with FR | | Frank-Wolfe w/o FR | | cvxquad with FR | |
|--------------|-------------|---------|--------------|------|---------------------|--------|--------------------|---------|-----------------|--------|
| protocol | parameter | size | gap | time | gap | time | gap | time | gap | time |
| mdiBB84 | (0.50,0.01) | (48,96) | 1.30e-12 | 3.63 | 1.17e-05 | 133.41 | 3.47e-04 | 147.28 | 2.11e-01 | 739.50 |
| mdiBB84 | (0.50,0.03) | (48,96) | 8.74e-13 | 3.58 | 2.56e-05 | 2.27 | 4.04e-04 | 946.39 | 1.95e-01 | 650.15 |
| mdiBB84 | (0.50,0.05) | (48,96) | 7.86e-13 | 3.80 | 9.62e-05 | 2.05 | 5.39e-04 | 139.30 | 1.82e-01 | 608.11 |
| mdiBB84 | (0.50,0.07) | (48,96) | 1.25e-12 | 2.47 | 5.92e-05 | 131.39 | 4.55e-04 | 894.54 | 1.71e-01 | 616.02 |
| mdiBB84 | (0.50,0.09) | (48,96) | 1.22e-12 | 2.86 | 7.94e-05 | 130.78 | 4.88e-04 | 831.83 | 1.60e-01 | 585.90 |
| mdiBB84 | (0.70,0.01) | (48,96) | 1.20e-12 | 2.58 | 1.19e-05 | 2.03 | 6.07e-04 | 946.35 | 3.79e-01 | 742.79 |
| mdiBB84 | (0.70,0.03) | (48,96) | 4.24e-13 | 3.51 | 7.54e-05 | 131.79 | 1.02e-03 | 142.39 | 3.55e-01 | 683.04 |
| mdiBB84 | (0.70,0.05) | (48,96) | 1.06e-12 | 2.81 | 9.43e-05 | 129.37 | 1.82e-03 | 129.59 | 3.31e-01 | 663.75 |
| mdiBB84 | (0.70,0.07) | (48,96) | 5.71e-13 | 3.38 | 1.47e-04 | 126.94 | 1.72e-03 | 891.99 | 3.09e-01 | 619.96 |
| mdiBB84 | (0.70,0.09) | (48,96) | 1.57e-13 | 2.93 | 1.45e-04 | 125.94 | 1.05e-03 | 887.30 | 2.88e-01 | 625.62 |
| mdiBB84 | (0.90,0.01) | (48,96) | 8.44e-13 | 2.72 | 5.99e-05 | 2.21 | 3.60e-03 | 1005.11 | 5.53e-01 | 731.58 |
| mdiBB84 | (0.90,0.03) | (48,96) | 1.39e-12 | 3.10 | 7.24e-05 | 1.98 | 6.04e-03 | 726.72 | 5.16e-01 | 682.02 |
| mdiBB84 | (0.90,0.05) | (48,96) | 9.88e-13 | 2.83 | 2.03e-04 | 121.38 | 4.24e-03 | 918.14 | 4.85e-01 | 653.90 |
| mdiBB84 | (0.90,0.07) | (48,96) | 2.96e-13 | 3.42 | 1.51e-04 | 122.00 | 3.48e-03 | 675.43 | 4.57e-01 | 590.82 |
| mdiBB84 | (0.90,0.09) | (48,96) | 5.21e-13 | 2.92 | 2.48e-04 | 122.77 | 4.48e-03 | 958.06 | 4.31e-01 | 618.35 |

Table C.3: Numerical Report for mdiBB84 Instances

| Problem Data | | | Gauss-Newton | | Frank-Wolfe with FR | | Frank-Wolfe w/o FR | | cvxquad with FR | |
|--------------|----------------|---------|--------------|------|---------------------|--------|--------------------|--------|-----------------|---------|
| protocol | parameter | size | gap | time | gap | time | gap | time | gap | time |
| TFQKD | (0.75,50,0.7) | (12,24) | 5.99e-13 | 2.04 | 2.72e-09 | 3.17 | 1.83e-03 | 720.08 | ** | 0.40 |
| TFQKD | (0.75,100,0.7) | (12,24) | 5.07e-13 | 2.94 | 3.75e-09 | 1.53 | 1.53e-03 | 702.68 | ** | 0.09 |
| TFQKD | (0.75,150,0.7) | (12,24) | 5.12e-13 | 1.81 | 2.82e-09 | 1.80 | 7.82e-04 | 703.04 | ** | 0.06 |
| TFQKD | (0.75,200,0.7) | (12,24) | 9.90e-14 | 1.29 | 3.98e-09 | 1.59 | 7.19e-04 | 700.82 | ** | 0.11 |
| TFQKD | (0.75,250,0.7) | (12,24) | 4.21e-13 | 1.27 | 3.04e-09 | 1.62 | 3.14e-04 | 744.11 | ** | 0.09 |
| TFQKD | (0.80,50,0.7) | (12,24) | 4.70e-13 | 1.52 | 2.82e-09 | 1.76 | 1.52e-03 | 678.55 | ** | 0.11 |
| TFQKD | (0.80,100,0.7) | (12,24) | 5.89e-13 | 1.56 | 2.59e-09 | 1.77 | 1.57e-03 | 710.53 | ** | 0.11 |
| TFQKD | (0.80,150,0.7) | (12,24) | 9.74e-13 | 1.42 | 2.97e-09 | 1.70 | 8.30e-04 | 699.80 | ** | 0.06 |
| TFQKD | (0.80,200,0.7) | (12,24) | 1.25e-12 | 1.51 | 3.76e-09 | 1.64 | 5.60e-04 | 710.42 | ** | 0.11 |
| TFQKD | (0.80,250,0.7) | (12,24) | 1.59e-13 | 1.21 | 2.22e-09 | 1.44 | 1.99e-04 | 707.96 | ** | 0.11 |
| TFQKD | (0.90,50,0.7) | (12,24) | 2.60e-13 | 1.42 | 4.30e-09 | 1.56 | 1.55e-03 | 703.66 | ** | 0.08 |
| TFQKD | (0.90,100,0.7) | (12,24) | 1.12e-12 | 1.05 | 2.32e-09 | 1.42 | 1.43e-03 | 692.61 | ** | 0.10 |
| TFQKD | (0.90,150,0.7) | (12,24) | 1.31e-12 | 1.47 | 2.85e-09 | 1.68 | 6.02e-04 | 696.58 | ** | 0.11 |
| TFQKD | (0.90,200,0.7) | (12,24) | 3.22e-13 | 1.29 | 3.98e-09 | 1.72 | 1.68e-04 | 6.35 | ** | 0.13 |
| TFQKD | (0.90,250,0.7) | (12,24) | 3.37e-12 | 4.39 | 1.08e-06 | 2.30 | 9.10e-06 | 4.14 | 7.08e-05 | 1142.93 |
| TFQKD | (0.95,50,0.7) | (12,24) | 1.09e-12 | 1.54 | 4.00e-09 | 1.51 | 1.38e-03 | 702.00 | ** | 0.07 |
| TFQKD | (0.95,100,0.7) | (12,24) | 0.00e+00 | 0.22 | 6.62e-15 | 1.48 | 1.23e-04 | 696.53 | ** | 0.06 |
| TFQKD | (0.95,150,0.7) | (12,24) | 0.00e+00 | 0.19 | 2.52e-09 | 1.84 | 6.41e-04 | 718.55 | ** | 0.08 |
| TFQKD | (0.95,200,0.7) | (12,24) | 4.18e-13 | 5.66 | 9.44e-05 | 133.56 | 3.11e-04 | 706.50 | 1.24e-04 | 1101.29 |
| TFQKD | (0.95,250,0.7) | (12,24) | 1.66e-12 | 5.58 | 9.79e-07 | 2.15 | 4.72e-06 | 4.14 | 3.99e-05 | 1012.27 |

Table C.4: Numerical Report for TFQKD Instances

| Problem Data | | | Gauss-Newton | | Frank-Wolfe with FR | | Frank-Wolfe without FR | |
|--------------|--------------------|----------|--------------|---------|---------------------|---------|------------------------|---------|
| protocol | parameter | size | gap | time | gap | time | gap | time |
| DMCV | (10,60,0.05,0.35) | (44,176) | 2.74e-09 | 1763.96 | 2.44e-06 | 2025.55 | 3.36e-06 | 4110.00 |
| DMCV | (10,120,0.05,0.35) | (44,176) | 2.72e-09 | 1781.39 | 1.28e-06 | 690.59 | 2.47e-06 | 1077.31 |
| DMCV | (10,180,0.05,0.35) | (44,176) | 1.77e-09 | 1500.34 | 1.89e-07 | 49.04 | 1.34e-07 | 84.43 |
| DMCV | (11,60,0.05,0.35) | (48,192) | 3.09e-09 | 1505.31 | 2.66e-06 | 2938.22 | 5.07e-06 | 3973.05 |
| DMCV | (11,120,0.05,0.35) | (48,192) | 3.23e-09 | 1597.97 | 2.60e-06 | 824.34 | 1.98e-06 | 1230.97 |
| DMCV | (11,180,0.05,0.35) | (48,192) | 3.25e-09 | 2240.51 | 2.52e-07 | 63.80 | 1.64e-07 | 76.59 |
| DMCV | (10,150,0.02,0.70) | (44,176) | 2.07e-09 | 1165.73 | 2.02e-06 | 247.03 | 1.74e-06 | 286.47 |
| DMCV | (10,200,0.02,0.70) | (44,176) | 2.18e-09 | 1194.21 | 7.40e-07 | 46.87 | 7.04e-07 | 72.29 |
| DMCV | (10,150,0.02,0.80) | (44,176) | 1.78e-09 | 1193.60 | 1.15e-06 | 270.17 | 1.32e-06 | 533.12 |
| DMCV | (10,200,0.02,0.80) | (44,176) | 1.63e-09 | 1144.97 | 3.20e-07 | 48.49 | 2.89e-07 | 82.08 |
| DMCV | (11,150,0.02,0.70) | (48,192) | 3.14e-09 | 1729.59 | 1.34e-06 | 278.49 | 1.71e-06 | 630.41 |
| DMCV | (11,200,0.02,0.70) | (48,192) | 2.25e-09 | 1639.13 | 7.10e-07 | 61.65 | 6.70e-07 | 104.19 |
| DMCV | (11,150,0.02,0.80) | (48,192) | 3.40e-09 | 1668.11 | 1.56e-06 | 363.73 | 1.42e-06 | 640.60 |
| DMCV | (11,200,0.02,0.80) | (48,192) | 3.38e-09 | 1703.92 | 3.38e-07 | 55.74 | 3.00e-07 | 92.63 |

Table C.5: Numerical Report for DMCV Instances

| Problem Data | | | Gauss-Newton | | Frank-Wolfe with FR | | Frank-Wolfe without FR | |
|--------------|-------------|----------|--------------|---------|---------------------|--------|------------------------|--------|
| protocol | parameter | size | gap | time | gap | time | gap | time |
| dprBB84 | (1,0.08,15) | (12,48) | 9.42e-13 | 9.17 | 3.85e-06 | 144.32 | 1.04e-04 | 522.47 |
| dprBB84 | (1,0.08,30) | (12,48) | 4.92e-13 | 9.52 | 3.79e-06 | 144.09 | 9.38e-05 | 511.94 |
| dprBB84 | (1,0.14,15) | (12,48) | 2.96e-13 | 7.22 | 3.63e-04 | 139.71 | 1.16e-02 | 521.77 |
| dprBB84 | (1,0.14,30) | (12,48) | 5.21e-13 | 6.84 | 2.60e-04 | 2.47 | 8.31e-03 | 4.01 |
| dprBB84 | (2,0.08,15) | (24,96) | 1.10e-12 | 61.58 | 9.47e-05 | 50.41 | 9.44e-06 | 692.76 |
| dprBB84 | (2,0.08,30) | (24,96) | 9.58e-13 | 53.00 | 1.17e-04 | 33.56 | 7.47e-06 | 415.58 |
| dprBB84 | (2,0.14,15) | (24,96) | 1.35e-12 | 59.61 | 1.89e-05 | 8.63 | 5.10e-04 | 40.71 |
| dprBB84 | (2,0.14,30) | (24,96) | 1.04e-12 | 63.32 | 6.19e-06 | 26.82 | 3.62e-06 | 126.80 |
| dprBB84 | (2,0.14,30) | (24,96) | 1.04e-12 | 57.29 | 6.19e-06 | 24.11 | 3.62e-06 | 127.95 |
| dprBB84 | (3,0.08,15) | (36,144) | 1.38e-12 | 462.49 | 2.36e-04 | 22.44 | 7.41e-03 | 48.43 |
| dprBB84 | (3,0.08,30) | (36,144) | 6.33e-13 | 469.17 | 2.26e-04 | 18.39 | 7.04e-03 | 55.91 |
| dprBB84 | (3,0.14,15) | (36,144) | 1.30e-12 | 440.82 | 4.33e-05 | 79.96 | 1.16e-04 | 117.41 |
| dprBB84 | (3,0.14,30) | (36,144) | 3.32e-13 | 442.06 | 6.32e-06 | 18.72 | 5.11e-06 | 65.95 |
| dprBB84 | (4,0.08,15) | (48,192) | 7.63e-09 | 3280.36 | 2.88e-04 | 163.30 | 8.10e-03 | 416.57 |
| dprBB84 | (4,0.08,30) | (48,192) | 2.36e-09 | 2593.41 | 2.97e-04 | 52.59 | 8.45e-03 | 372.93 |
| dprBB84 | (4,0.14,15) | (48,192) | 2.97e-12 | 1519.28 | 1.29e-04 | 49.94 | 3.85e-03 | 243.37 |
| dprBB84 | (4,0.14,30) | (48,192) | 9.35e-13 | 2208.05 | 1.28e-04 | 58.07 | 3.73e-03 | 276.42 |

Table C.6: Numerical Report for dprBB84 Instances

Index

- F'_μ , Jacobian of F_μ , 19
- S^\dagger , dual cone, 9
- S_O , observational constraints, 6
- S_R , reduced density operator constraint, 6, 12
- V_δ , 14
- V_ρ , 14
- V_σ , 14
- $X \succ 0$, 7
- $X \succeq 0$, 7
- $[x, y]$, line segment, 9
- BlkDiag, 7
- BlkDiag(A_1, A_2), block diagonal matrix with diagonal blocks A_1, A_2 , 7
- \mathbb{H}^n , set of n -by- n Hermitian matrices, 4
- \mathbb{H}_+^n , positive semidefinite cone of n -by- n Hermitian matrices, 7
- \mathbb{H}_{++}^n , positive definite cone of n -by- n Hermitian matrices, 7
- \mathbb{R}^n , vector space of real n -coordinates, 7
- S^n , set of real symmetric n -by- n matrices, 7
- S_+^n , positive semidefinite cone of n -by- n real symmetric matrices, 7
- S_{++}^n , positive definite cone of n -by- n real symmetric matrices, 7
- \mathcal{L}^\dagger , adjoint of \mathcal{L} , 8
- \mathcal{R}_δ , 14
- \mathcal{R}_ρ , 14
- $\mathcal{Z} : \mathbb{H}^k \rightarrow \mathbb{H}^k$, 10
- \cdot^\dagger , conjugate transpose, 7
- d_{GN} , GN-direction, 19, 20
- $\delta \in \mathbb{H}_+^k$, 12
- δ_{EC} , 6
- face(X), minimal face, 9
- $\Im(X)$, imaginary part of X , 7
- \log' , Fréchet derivative of \log , 11
- $\mathbb{1}_B \in \mathbb{H}^{n_B}$, 7, 12
- $\mathcal{Z} : \mathbb{H}^k \rightarrow \mathbb{H}^k$, 10
- $\mathcal{P}_C(X)$, projection of X onto C , 7
- m_V , number of linear constraints after **FR**, 16
- null(X), nullspace of X , 7
- \otimes , Kronecker product, 6
- range(X), range of X , 7
- $\Re(X)$, real part of X , 7
- $\rho \in \mathbb{H}_+^n$, 12
- $\rho \in \mathbb{H}_+^{n_\rho}$, 16
- ρ , state, 6
- sMat, 8
- $\sigma \in \mathbb{H}_+^k$, 12
- \mathcal{SK} , skew-symmetrization linear map, 8
- svec, 8
- \mathcal{S} , symmetrization linear map, 8
- $\text{Tr}_B(\rho) = \rho_A$, 7
- $f(\delta, \sigma) = \text{Tr}(\delta(\log \delta - \log \sigma))$, 4
- $g(\rho, y, Z)$, nonlinear least square function, 19
- k_δ, k_σ , 16
- m , number of linear constraints, 4
- $n = n_A n_B$ which is the size of ρ , 6
- n_A, n_B , 6
- p_{pass} , 6
- $r = P_{icp} r(cp)$, 23
- $r(cp) = P_{cp} r$, 23
- $t(n) = n(n+1)/2$, triangular number, 8
- Γ_V^{-1} , generalized inverse, 25
- $\mathcal{G} : \mathbb{H}^n \rightarrow \mathbb{H}^k$, 10
- $\mathcal{N}^\dagger : \mathbb{R}^{n_\rho - m_V} \rightarrow \mathbb{H}^{n_\rho}$, 20
- $\mathcal{M}_Z(\Delta X) = Z \Delta X$, 19
- $\mathcal{M}_\rho(\Delta X) = \Delta X \rho$, 19
- GN-direction, d_{GN} , 20
- QKD, quantum key distribution, 4
- GN-direction, d_{GN} , 19
- adjoint, 7
- adjoint of \mathcal{L} , \mathcal{L}^\dagger , 8
- algorithm, GN interior point for QKD, 22
- conjugate transpose, \cdot^\dagger , 7
- constraint sets, 6
 - observational, S_O , 6
 - reduced density, S_R , 6
- convex cone, 9
- density matrices, 7
- dual QKD, 17
- dual cone, 9
- dual cone, S^\dagger , 9
- exposing vector, 9, 14, 35
- face, 9
- facially reduced reduced density operator constraint, 12
- Fréchet derivative of \log , \log' , 11
- Gauss-Newton direction, d_{GN} , 19

generalized inverse, Γ_V^{-1} , 25
 gradient of f , 12
 Hessian at $\rho \in \mathbb{H}_+^n$ acting on the direction $\Delta\rho \in \mathbb{H}^n$, 12
 imaginary part of X , $\Im(X)$, 7
 Jacobian of F_μ, F'_μ , 19
 Kraus representation, 10
 Kronecker product, \otimes , 6
 Lagrangian dual, 17
 line segment, $[x, y]$, 9
 minimal face, $\text{face}(X)$, 9
 nonlinear least square function, $g(\rho, y, Z)$, 19
 nullspace, 7
 observational constraints, 6
 perturbed complementarity equations, 17
 positive definite cone of n -by- n real symmetric matrices, \mathbb{S}_{++}^n , 7
 positive definite cone of n -by- n Hermitian matrices, \mathbb{H}_{++}^n , 7
 positive semidefinite cone of n -by- n Hermitian matrices, \mathbb{H}_+^n , 7
 positive semidefinite cone of n -by- n real symmetric matrices, \mathbb{S}_+^n , 7
 Quantum key distribution, **QKD**, 4
 quantum relative entropy function, 10
 range, 7
 real inner product in $\mathbb{C}^{n \times n}$, 7
 real part of X , $\Re(X)$, 7
 reduced density operator constraint, S_R , 6, 12
 relative entropy function, 5
 set of n -by- n Hermitian matrices, \mathbb{H}^n , 4
 set of real symmetric n -by- n matrices, \mathbb{S}^n , 7
 singularity degree, 14
 size of ρ , $n = n_A n_B$, 6
 skew-symmetrization linear map, \mathcal{SK} , 8
 spectral resolution of I , 10
 state, 6
 symmetrization linear map, \mathcal{S} , 8
 triangular number, $t(n) = n(n+1)/2$, 8
 vector space of real n -coordinates, \mathbb{R}^n , 7

References

- [1] C.H. Bennett and G. Brassard. Quantum cryptography: Public key distribution and coin tossing. In *International Conference on Computers, Systems & Signal Processing, Bangalore, India, Dec 9-12, 1984*, pages 175–179, 1984. 38
- [2] J.M. Borwein and H. Wolkowicz. Regularizing the abstract convex program. *J. Math. Anal. Appl.*, 83(2):495–530, 1981. 12
- [3] S. Boyd and L. Vandenberghe. *Convex Optimization*. Cambridge University Press, Cambridge, 2004. 18
- [4] Z. Cao, Z. Zhang, H.-K. Lo, and X. Ma. Discrete-phase-randomized coherent state source and its application in quantum key distribution. *New J. Phys.*, 17:053014, 2015. 38, 40
- [5] Y-L. Cheung, S. Schurr, and H. Wolkowicz. Preprocessing and regularization for degenerate semidefinite programs. In D.H. Bailey, H.H. Bauschke, P. Borwein, F. Garvan, M. Thera, J. Vanderwerff, and H. Wolkowicz, editors, *Computational and Analytical Mathematics, In Honor of Jonathan Borwein’s 60th Birthday*, volume 50 of *Springer Proceedings in Mathematics & Statistics*, pages 225–276. Springer, 2013. 14
- [6] P. J. Coles. Unification of different views of decoherence and discord. *Phys. Rev. A*, 85:042103, 2012. 10
- [7] P. J. Coles, E. M. Metodiev, and N. Lütkenhaus. Numerical approach for unstructured quantum key distribution. *Nature communications*, 7:11712, 2016. 4, 39
- [8] M. Curty, K. Azuma, and H.-K. Lo. Simple security proof of twin-field type quantum key distribution protocol. *npj. Quantum Inf.*, 5:64, 2019. 39
- [9] J.W. Demmel. *Applied numerical linear algebra*. Society for Industrial and Applied Mathematics (SIAM), Philadelphia, PA, 1997. 25
- [10] J.E. Dennis Jr. and H. Wolkowicz. Sizing and least-change secant methods. *SIAM J. Numer. Anal.*, 30(5):1291–1314, 1993. 24
- [11] I. Devetak and A. Winter. Distillation of secret key and entanglement from quantum states. *Proc. R. Soc. A*, 461:207–235, 2005. 6
- [12] D. Drusvyatskiy and H. Wolkowicz. The many faces of degeneracy in conic optimization. *Foundations and Trends® in Optimization*, 3(2):77–170, 2017. 9, 14, 35
- [13] H. Fawzi, J. Saunderson, and P.A. Parrilo. Semidefinite approximations of the matrix logarithm. *Foundations of Computational Mathematics*, 19:259–296, 2019. Package cvxquad at <https://github.com/hfawzi/cvxquad>. 29, 30
- [14] L. Faybusovich and C. Zhou. Long-step path-following algorithm in quantum information theory: Some numerical aspects and applications. arXiv: 1906.00037, 2019 5, 11
- [15] A. Ferenczi and N. Lütkenhaus. Symmetries in quantum key distribution and the connection between optimal attacks and optimal cloning. *Phys. Rev. A*, 85:052310, 2012. 12, 39
- [16] I. George, J. Lin, and N. Lütkenhaus. Numerical calculations of the finite key rate for general quantum key distribution protocols. *Physical Review Research*, 3:013274, 2021. 4, 38, 40

- [17] F. S Hillier, D.G Luenberger, and Y. Ye. *Linear and Nonlinear Programming*, volume 116 of *International series in operations research & management science*. Springer, Boston, 2008. [18](#)
- [18] J. Lin, T. Upadhyaya, and N. Lütkenhaus. Asymptotic security analysis of discrete-modulated continuous-variable quantum key distribution. *Phys. Rev. X*, 9:041064, 2019. [27](#), [38](#), [40](#)
- [19] H.-K. Lo, M. Curty, and B. Qi. Measurement-device-independent quantum key distribution. *Phys. Rev. Lett.*, 108:130503, 2012. [38](#)
- [20] M. Lucamarini, Z.L. Yuan, J.F. Dynes, and A.J. Shields. Overcoming the rate-distance limit of quantum key distribution without quantum repeaters. *Nature*, 557:400–403, 2018. [38](#)
- [21] D.G. Luenberger. *Optimization by Vector Space Methods*. John Wiley, 1969. [18](#)
- [22] M.A. Nielsen and I.L. Chuang. *Quantum computation and quantum information*. Cambridge University Press, Cambridge, 2000. [7](#), [10](#)
- [23] J. Nocedal and S.J. Wright. *Numerical optimization*. Springer Series in Operations Research and Financial Engineering. Springer, New York, second edition, 2006. [18](#)
- [24] R.T. Rockafellar. *Convex analysis*. Princeton Mathematical Series, No. 28. Princeton University Press, Princeton, N.J., 1970. [16](#), [17](#)
- [25] V. Scarani, H. Bechmann-Pasquinucci, N. J. Cerf, M. Dušek, N. Lütkenhaus, and M. Peev. The security of practical quantum key distribution. *Rev. Mod. Phys.*, 81:1301, 2009. [4](#)
- [26] S. Sremac, H.J. Woerdeman, and H. Wolkowicz. Error bounds and singularity degree in semidefinite programming. *SIAM J. Optim.*, 31:812-836 2021. [12](#)
- [27] T. Upadhyaya, T. van Himbeeck, J. Lin, and N. Lütkenhaus. Dimension reduction in quantum key distribution for continuous- and discrete-variable protocols. *arXiv:2101.05799*, 2021. [5](#)
- [28] J. Watrous. *The Theory of Quantum Information*. Cambridge University Press, Cambridge, 2018. [10](#), [36](#)
- [29] A. Winick, N. Lütkenhaus, and P.J. Coles. Reliable numerical key rates for quantum key distribution. *Quantum*, 2:77, 2018. [4](#), [5](#), [6](#), [11](#), [25](#), [27](#), [29](#), [30](#)
- [30] F. Xu, X. Ma, Q. Zhang, H.-K. Lo, and J.-W. Pan. Secure quantum key distribution with realistic devices. *Rev. Mod. Phys.*, 92(2):025002, 2020. [4](#)
- [31] Y. Zhang, P. J. Coles, A. Winick, J. Lin, and N. Lütkenhaus. Security proof of practical quantum key distribution with detection-efficiency mismatch. *Phys. Rev. Research*, 3:013076, 2021. [4](#)